



2025

MSA RECOGNITION FORM "A"

Technical Regulations – SupaCup Starlet Only



Version 3

30 May 2025

162955

REVIEW AND AMENDMENTS

Amendments and updates to the rules will be recorded in the Amendment Record, detailing the updated version, date of approval of the amendment and a short summary of the amendment.

AMENDMENT RECORD

<i>Modified SSR / ART</i>	<i>Date applicable</i>	<i>Date of Publication</i>	<i>Clarifications</i>
ART 32.1	30-05-2025	30-05-2025	WORDING CHANGE AND SUFFIX ADDED
ART 6.5	30-05-2025	30-05-2025	TYRE TABLE CHANGE
ART 33.3	01-04-2025	01-04-2025	POINT AND PICTURE ADDED
ART 17.2	01-04-2025	01-04-2025	NOTE ADDED

RECOGNITION FORM “A”
2025 Technical Regulations
FOR SUPA CUP Starlet ONLY

This document specifies items, which affect the eligibility of a vehicle for entry in the above categories of Motor Sport competition, and non-conformity therewith in any single respect will render the vehicle ineligible to compete. It is the responsibility of the competitor or entrant to ensure compliance of the Recognition Form A. Competitors purchasing “used” cars must check that the cars comply with all rules.

No options are allowed except where stated herein or which are authorized by the specific regulations issued by MSA for the above categories, and any changes in the information contained herein for whatever reason, must be advised to MSA immediately they occur.

MSA reserves the right to accept or reject such amendments as being permissible changes to this document, or to request that they be incorporated in separate, revised Recognition form for the vehicle.

The original signed and stamped version of this document is retained by MSA as proof of acceptance and homologation of the vehicle.

The appropriate registration fee must accompany this document when applying to MSA for acceptance, and failure in this regard will result in delay in registration.

It should also be noted that where modifications are allowed in terms of the Regulations, such modifications may not be carried out if they affect any other specification or component which it is not permitted to modify.

Unless specifically permitted in the Regulations, any alteration, change or modification to a vehicle competing in any of the stated categories is not allowed.

Where alternatives are referred to in the items listed in this document, it is sufficient to delete the one(s) not applicable, i.e. YES/NO, AS CAST/FETTERED/MACHINED/AS FABRICATED.

MANUFACTURER: Fast development

MODEL: Toyota Starlet

ENGINE: Engine capacity 1998 cm³


MANUFACTURING COMMENCED: 2023

MANUFACTURING CEASED: ONGOING

CHASSIS AND COACH WORK

1. MATERIAL AND CONSTRUCTION

1.1. Detail and panels not of steel:



Top width-32mm
Length-400mm
Bottom width-50mm

1.2. Mass: 1245kg (including driver)

2. VEHICLE DIMENSIONS

- 2.1. Wheelbase: 2550mm \pm 5mm
- 2.2. Overall length: 4060mm (Rear Bumper to Front splitter edge)
- 2.3. Front track: 1855mm \pm 5mm (measured between tyre centres on the ground car unladen)
- 2.4. Rear track: 1810mm \pm 3mm
- 2.5. Splitter board: 1855mm \pm 5mm (outside edge to edge)
Protrusion from bumper to front edge.
75-100mm (measured in centre of bumper)
- 2.6. Side sill edge: 1790mm \pm 5mm (at rear door to rear door)
- 2.7. Rear bumper: 1780mm \pm 10mm (outer edge to outer edge)

3. INTERIOR HEATER

- 3.1. Fitted: No

4. SAFETY CAGE & BODY

- 4.1. Seat belts and Seats to be mounted in accordance with FIA 2006 regulations.
- 4.2. Only bodies prepared with a safety cage by Fast development, or an approved body builder are permitted. As according to FIA regulations and specifications of the roll cage document.



5. WHEELS

- 5.1. Material of wheel rim: Aluminium Alloy
- 5.2. Material of wheel centre: Aluminium Alloy
- 5.3. Rim code (supplier): 82160026 Wizard 5100
- 5.4. Rim width: 9.5J
- 5.5. Rim diameter: 18"
- 5.6. Offset from mounting face to inner extremity of rim: ET40mm
- 5.7. Mass not less than 10 kg without tyre: (including tyre 21kg)
- 5.8. Number of BOLTS: 5 (FIVE) x 100 PCD
- 5.9. 22mm Spacers as supplied by VW Motorsport (machined by Fastdev) must be fitted to the front wheels.
- 5.10. Wheel studs are compulsory: Front length = 85mm Rear length = 85mm
Studs may be shortened.

6. TYRES

- 6.1. Tyres approved by the controllers may only be sourced through ATS. Pressure controlling "pop-off" valves and nitrogen may not be used. Only compressed air is allowed to inflate the tyres.
- 6.2. The make and specification of the tyre allowed will be, Dunlop 18" 260/655R18 SLK D20 (Slick). Four (4) tyres will be allowed at the first round run in 2024 and only 2 new tyres per round for SupaCup sprint events will be allowed for the remaining rounds. Should competitors choose to use the SupaCup car in any other category or endurance events, they are free to use another brand and or type of tyre.
The semi-slick tyre will be the WET weather tyre to be used on wet tarmac conditions.
265/35 R18 93W Direzza DZ03G H1 (semi-slick)
- 6.3. Damaged or defective tyres may be replaced in consultation with the TC.
- 6.4. Tyre warmers are NOT allowed.
- 6.5. No alteration of the tyre surface/side wall is allowed.
Including physically adding or removing material and/or chemical treatments.
If the Technical Consultant suspects any tampering, he may insist on the tyres being changed for other suitable used tyres that the Technical Consultant approves.

Tyre Table:

SUPA CUP TYRES - 2025

Round	1	2	3	4	5	6	7	
Practise	4 new	4 used	4 used	4 used 2 new	4 used 2 new	4 used 2 new	4 used	
Race		2 used	2 used	2 used	2 used	2 used	2 used	
	2 new	2 new	2 new	2 new	2 new	2 new	2 new	

Used tyres may only be previously MARKED tyres (Practise or race)

Four (4) new tyres will only be allowed after Rnd1 for new competitors when they join the series. All competitors will also have new tyres available at the high wearing circuits i.e Round 4 (Scribante) and Round 5 (East London) as per the above table. The two new practice tyres must be used in all practice sessions to allow them to be marked as the two used tyres for qualifying

and the races. If a competitor decides to use no new tyres in the events where they are available, these newly allocated tyres are forfeited for the year and cannot be requested again

7. FRONT and REAR WHEEL ALIGNMENT

- 7.1. Front Camber angle: 4.50 degrees, maximum
- 7.2. Measure with driver seated in the car within an area designated by SATC Technical Consultants and published on the official notice board of the race meeting.
- 7.3. Method of adjustment: Slider with 4 x M6 Bolts
- 7.4. Castor angle: N / A degrees Fixed
- 7.5. Method of adjustment: N / A
- 7.6. Reference: GCR 226
- 7.7. Rear Wheel Alignment adjustment can be achieved by shimming of the stub axle.

8. STEERING GEAR

- 8.1. Type: Rack and Pinion
- 8.2. Power assisted: Yes
- 8.3. Type: Electrical Column
- 8.4. Upright: Steering arm fits from top into upright (also see point 11.1.11)

9. BRAKE SYSTEM

- 9.1. Dual line
- 9.2. Separate circuits front and rear: Yes
- 9.3. Number of master cylinders: 2(two) Tilton 76-Series
Front & Rear Piston Diameter: $\frac{3}{4}$ (19.10mm), $\frac{7}{8}$ (22.2mm) or 1" (25.4mm)
Master cylinders can be used in any combination front or rear.
- 9.4. Servo assisted: No
- 9.5. Number of servo units: NA
- 9.6. Number of circuits on which servo assistance operates: NA
- 9.7. Type of servo unit(s) – specify manufacture's model number or other reference: NA
- 9.8. Brake pressure regulator fitted: Yes (Tilton – Cable type)
- 9.9. Location, if fitted: Inside Vehicle
- 9.10. Only brake lines supplied by Volkswagen Motorsport will be permitted.
- 9.11. The brake lines must be connected so that the front and rear operate on separate lines.

10. BRAKE ASSEMBLIES – DISC AND CALLIPER TYPE (VW MOTORSPORT)

- | | | | |
|--|---|--------------------|----------------------|
| 10.1. Disc material | - | Front: Steel | Rear: Steel |
| 10.2. Caliper material | - | Front: Aluminium | Rear: Steel |
| 10.3. Ventilated disc | - | Front: Yes | Rear: No |
| 10.4. O/D of disc | - | Front: 380 x 34 | Rear: 272 x 10 |
| 10.5. Disc part # | - | Front: PSC 615 301 | Rear - 2Q0 615 601 G |
| 10.6. No. of wheel cylinders per wheel | - | Front: 6(six) | Rear: 1 (one) |
| 10.7. No. of pads per wheel | - | Front: 2 (two) | Rear: 2 (two) |

10.8. Size of piston, Front - \varnothing 38mm (x2) – \varnothing 30mm(x2) – \varnothing 28mm(x2)

10.9. Front Caliper

VW Part #: PSC 615 105 & 106


Supplier Part #: VAG08F.M38034.D

10.10. Size of piston, Rear - \varnothing 36.95mm

VW Part #: 2Q0 615 405 Q & 406 Q

10.11. Brake pad's part #

- Front: FRP3100G (Ferodo) Racing pad
- Rear: 2Q0 415 E (Ferodo) OE pad



10.12. Heat Plate: A heat plate as supplied by VW Motorsport, may be fitted to protect the wheel speed wire.



11. SUSPENSION

11.1. Front Suspension

- 11.1.1. Type: MacPherson strut
- 11.1.2. Description of control arms and locating members:
 - LF – Part # PC7 407 151 ASS
 - RF - Part # PC7 407 152 ASS
- 11.1.3. Dimensions of springing medium: $200(\text{spring}) + 5(\text{spring spacer}) + 80(\text{helper}) = 285\text{mm}$
- 11.1.4. Helper spring: Must be fitted at the bottom and main spring on top.
- 11.1.5. Spring stiffness: 120 N/mm or 140 N/mm
- 11.1.6. Coils: Number: Spring 7, Helper 6
- 11.1.7. Diameter of wire: Spring $\varnothing 13.6$, Helper 4.2x10mm (Rectangle)
- 11.1.8. Make: H&R

Front spring



Spacer



Helper spring




Spacer – It is permitted to machine-out the inside diameter, to allow the spacer to fit over the front shock absorber threaded portion.

11.1.9. Torsion bars: Not fitted.

11.1.10. Front stabilizer rod diameter: Not fitted.


11.1.11. Upright: VW Part number: 5Q0 407 253 A / 254 A (Aluminium)




Steering arm fits from top into upright

11.1.12. Camber adjustment by means of a slider system (4.5deg max)

TOP VIEW (Mounted)



BOTTOM VIEW (Mounted)



Camber plate mounted on top of body strut mount.
Depth of strut mount 35mm.

It is allowed to machine the camber plate slots to achieve more camber (4.5 max)

Caster is built into plate and the offset is towards the rear/inside of the vehicle.


Slider with bearing



Left Front



Right Front



11.2. Rear Suspension

- 11.2.1. Type: Beam axle
- 11.2.2. Description of control and locating members: N / A
- 11.2.3. Dimensions of springing medium: L=120mm, NO HELPER SPRING AT REAR
- 11.2.4. Spring stiffness: 140 N/mm
- 11.2.5. Spring holder/adjuster dimension: Length 75mm, Thread 56.0mm




- 11.2.6. Coils – Number: 4 and 7/8
- 11.2.7. Diameter of wire: Ø12.5mm
- 11.2.8. Make: H&R
- 11.2.9. Torsion bars: Not fitted
- 11.2.10. Rear stabilizer rod diameter: Not fitted

11.3. SPRINGS

The front springs may only be used at the front and the rear springs only be used at the rear.

11.4. Shock Absorbers

- 11.4.1. Only the SAX suspension units as supplied by VW Motorsport may be used.
- 11.4.2. Compressed and extended dimensions of the shocks are as shown below,
Front Shock: Full In – 57mm & Full Out – 202mm (shaft out of housing)
Rear Shock: Full In – 85mm & Full Out – 235mm (shaft out of housing)
- 11.4.3. At the discretion of the Technical Consultant competitors may be required to surrender their shock absorbers. They will then be issued with replacement units.
- 11.4.4. Please note that only the supplier, Pole Position and Volkswagen Motorsport may service these shock absorbers.
- 11.4.5. Shock absorber procedure, in-case servicing is required on a shock absorber or a shock absorber that needs to be replaced on a racing weekend:
 - 1) Shock absorber supplied to VW Motorsport
 - 2) VW Motorsport will supply a replacement unit.
 - 3) Shock absorber will be serviced and run on the shock dyno.
 - 4) If shock absorber is in-spec, a locking seal will be installed, and the shock absorber will go back into spares package.
- 11.4.6. Dampers are sealed and may not be reworked.




WARNING:

Shock absorbers are under pressure and must not be opened unless the seal is removed, and the pressure released.

11.4.7. Any shock absorber found without a seal or the incorrect seal number during a technical inspection, will result in exclusion.

11.4.8. Front shock absorber foot piece is machined, at an angle.

11.4.9. Rear shock mount bracket



12. ENGINE – 4 STROKE PISTON TYPE

The only permissible engine is the unit fitted by Fast development. These engines will be sealed by Fast development and may **not** be stripped or worked on by competitors or teams. Fast development reserves the right to exchange a competitor's engine subject to reasonable notice being given. Engines found with seals removed or tampered with will result in exclusion from the results.

As the engines will be the property of the competitor general maintenance will remain their responsibility. Any maintenance work which requires the removal of seals must be communicated to the Technical Consultant who will assess the extent of the work required. Only the designated engine builder for SupaCup starlet will be allowed to rebuild engines when and if this is required. The SupaCup Technical Consultant decision will be final.

12.1. Minimum mass of crankshaft flywheel complete with ring gear: 7.20 kg ± 0.05

12.2. Part number: SSC 105 266




Note: Weight was done without bolts

13. INLET MANIFOLD

- 13.1. Material: Plastic
- 13.2. Only inlet manifolds supplied by Fast development may be used.
- 13.3. Finish: As supplied – Standard part
- 13.4. Throttle Body: 2203025020 Standard part as supplied with the engine.
- 13.5. Throat diameter


14. TURBO


- 14.1. Turbo part number: 06K 145 874 N/P
- 14.2. Wastegate throttle valve control element: 06K 145 725 T
- 14.3. Dump valve link arm length must be $118.5\text{mm} \pm 0.3\text{mm}$ (overall) see dimensions below.
Length measure against casing 132mm and in open position 141mm . Stroke = 9mm
Measured hot or cold.
- 14.4. Turbo adapter: VW turbo to Toyota engine ($34\text{mm} \pm 1\text{mm}$ thickness)



15. BRANCH MANIFOLD

- 15.1. Material: Stainless steel
Flange: Stainless steel
- 15.2. Fastening method: Flange and clamp as supplied by VW Motorsport
- 15.3. Dimension and weight: 4.24 KG
- 15.4. Heat shield may be applied to the turbo and exhaust from the turbo to the front crossmember.





Turbo heat shield

16. EXHAUST SYSTEM AND TAILPIECE

- 16.1. Number of silencers 1 (one) – as supplied by VW Motorsport
- 16.2. Length of silencer box: 340 mm
- 16.3. Exhaust centre pipe, weight –
- 16.4. Exhaust tailpiece weight – (NEW)
- 16.5. Number of hangers – 3 (three)



Outside Ø 76.2mm
Inside Ø 72.2mm



17. COOLING SYSTEM

17.1. Radiator (VW Part No. 5WA 121 251 H)

Location: In frontend of car, in its standard position



17.2. Intercooler (VW Part No. 5Q0 145 803 T/AD)

Location: In front of radiator, in its standard position.



Number of spray nozzles: 8

Spray nozzle hole size:
Diameter 0.75mm is the biggest
size allowed.

Only water is allowed in sprayer
system. No additives or any
other liquid is allowed.



17.3. Cooling Fan

- 17.3.1. Fan –VW Part No. 2Q0 121 203 L No. of blades: 9 Diameter: 430mm
- 17.3.2. Coupling: Electric
- 17.3.3. Fixing Method – Original mounting brackets
- 17.3.4. Thermostat: N/A



18. FUEL

18.1. Fuel Tank (Part No. 77001WC006) (Toyota)

- 18.1.1. Capacity: 45 litres (with another ± 7 litres available if expansion volume is filled)
- 18.1.2. Location: Under rear seat location

18.2. Fuel Pump (Part no. 0580454100) (BOSCH)

- 18.2.1. Type: Rolling element
- 18.2.2. Location: In tank

18.3. Fuel Control

Fuel: 95 Octane as specified in the bulletin must be used by each competitor from the specified pump.

The Technical Consultant may at any time during a race meeting, in consultation with the Clerk of the Course, drain all the fuel from a competitor's car and replace it with controlled fuel. No fuel may be added to competing vehicles during the official qualifying session.

A minimum quantity of five (5) litres must be able to be drained from any vehicle following the completion of the official qualifying session and after the completion of each race, for analysis purposes.

Fuel samples may be taken at any time during a race meeting.


Fuel samples are measured by using a fuel tester. DIGATRON Model: DT-64 DSPL

19. INDUCTION SYSTEM

19.1. Airbox

19.1.1. Part nr: 2Q0 129 601 G (VW)

19.1.2. Airbox as supplied by Volkswagen Motorsport




19.2. Air Filter

19.2.1. Part nr: 5Q0 129 620 D (VW)


19.2.2. Filter medium: Paper

19.2.3. The air filter must remain in its original position as supplied.



20. FUEL INJECTION

- 20.1. Make: MoTec
- 20.2. Type: M142
- 20.3. Injector Part #: 2325036030
- 20.4. Location of injectors: Inlet manifold and Cylinder head
- 20.5. Injector pump type: Type of fuel metering: Electronic, mapped.
- 20.6. Plenum chamber material: Part of inlet manifold
- 20.7. Throttle Bodies: x1 per engine
- 20.8. Layout of fuel injection system:



Item #	Part #	Description
1	0261545136	Pressure sensor - Fuel
2	M142	Electronic Control Unit (MOTEC)
3	0281006076	Pressure sensor - Boost
4	028 006076	Inlet Manifold Pressure Sensor
5	9091905073	Crank sensor (DENSO)
6	0280130026	Water temperature sensor
7	0261545136	Pressure sensor rail - Fuel
8	78110WC007	TPS – Throttle position sensor
9	9091902269	Coil – Hanshin (DENSO)
10	2325036030	Fuel injector
11	9091901276	Spark plugs are FREE
12	0280130026	Oil Temp
13	0281006119	Oil Pressure

21. LUBRICATION SYSTEM

- 21.1. Type: Wet sump
- 21.2. Crankcase capacity: 5,5 litres Nominal
- 21.3. Oil filter type: Paper element: Full-flow, Part no. 9091510009 (DENSO)
- 21.4. Oil pump type: Chain Drive
- 21.5. Location: In sump
- 21.6. Any Synthetic oil of a viscosity of 5w40 may be used.

22. IGNITION SYSTEM

- 22.1. Description: MoTec M142
- 22.2. Alternator 140A: Part #: 2706025020 (DENSO)
- 22.3. Rev limiter is at 6500rpm.

23. COIL PACK (Part No. 9091902277) (DENSO)

- 23.1. Make: Hanshin
- 23.2. Quantity: x4 per engine
- 23.3. Means of timing adjustment: None

24. CLUTCH PLATE (Part No. 04L 141 031 A) (VW)

- 24.1. Type: Standard part as supplied by VW Motorsport
- 24.2. Type 240.0 mm
- 24.3. No. of plates: 1 (one)
- 24.4. Weight:1.10kg



25. STANDARD PRESSURE PLATE (Part No 06K 141 025 G) (VW)

- 25.1. Mass : $4,85 \pm 0.05$ kg





26. GEARBOX


- 26.1. Make: Part No: SSC 300 050
Gearbox codes: HS001 (numbers run in sequence)
- 26.2. Type: 6-Speed Sequential
- 26.3. Ratios:

TOOTH COUNT

FIRST GEAR	28:11
SECOND GEAR	26:13
THRID GEAR	25:16
FOURTH GEAR	23:18
FIFTH GEAR	22:17
SIXTH GEAR	20:18
REVERSE GEAR	11:20/26:17
FINAL DRIVE	50:13/16

- 26.4. Gearbox is sealed and may only be opened after consulting with the TC.
Should any seal be removed without permission from the registered Technical Consultants, the gearbox will be deemed to have been tampered with and the competitor will be excluded from the results of qualifying and or any race.
- 26.5. All gearbox levers and links remain standard as supplied.
- 26.6. Gearbox oil recommendation: 75W90 Gear 300LS Limited Slip (Motul) Synthetic
- 26.7. Gearbox oil change: At least after every 3 events
- 26.8. Oil volume: 2.25 litre






1.) Clutch clip-on
2.) Slave cylinder



Spring L = 20.5 mm \pm 0.2
Wire Dia = 3.8 mm



26.9 A gearbox cooler kit is allowed as supplied by VW Motorsport.



Cooler – 10 Row
Series 1M22I



Cooler protection plate




Gearbox Pump.
Marco UP3/ Oil 12V



Cooler duct

Mounting plate



Temperature sensor NTC1-
M8-S-10K-050-193 or
TS-NTC3K-M8-14

27. FINAL DRIVE FRONT

- 27.1. Make: MTRAC
- 27.2. Type of diff: Limited Slip (Clutch ramp)
- 27.3. Limited slip: Yes
- 27.4. Ratio of diff: 3.75 (1st – 4th) & 3.0 (5th – 6th)
- 27.5. No. of teeth on crown wheel: 60
- 27.6. No. of teeth on pinion: 16 / 20

28. DRIVESHAFT

- 28.1. LHS Part #: 2Q0 407 271 BG (VW)
- 28.2. RHS Part #: 2Q0 407 272 BN (VW)



- 28.3. Outer CV joint cup maybe replaced by the bolt-type joint as supplied by VW Motorsport



29. INTERIOR

29.1. Inside covers and trim remain as supplied by Fast development.

29.2. Airjack – It is allowed to install an airjack system. Provision has been made in the bodyshell.

Suggested layout.



30. GENERAL

30.1 VENTS IN FRONT BUMPER As per the below picture.



30.2 A stone protector for fitment to the lower bumper grille to protect the radiator is allowed. Brake duct intakes, mounted in area as shown below. A mesh may be fitted to the brake ducting opening.



Hight-40mm
Length-280mm

Hight-45mm
Length-310mm

Hight-130mm
Length-980mm

30.5. Front splitter board.



Thickness: 10mm \pm 0.5
Weight: 7.2 kg (Painted)

Splitter board height from splitter board, bottom face/plane, to ground is minimum 100mm.

30.6 Bonnet Vents



30.8 Rear Wing & Bracket

Rear wing :1450mm from top of blade to top of blade.



Wing set at highest position (top holes)



30.9. EXTERIOR TRIM, BADGES AND WINDOWS:

All exterior trim and badges are to remain on the car.

Tinting of windows will be allowed only on the side windows (4-doors) and the tint shade must be 35%

Rear windows are allowed to be opened by no more than 50mm if it is declared a wet race.

Windows are allowed to be secured to the door frame to prevent them coming out.

For improving ventilation inside the vehicle, NACA ducts may be fitted to the front and or rear window glass.

30.10 SAFETY NET:

A safety net covering the window opening on the driver's side is compulsory and must be fitted to the roll cage as well on the left of the driver.

30.11 DRIVER'S SEAT and POSITION:

Vehicle is supplied with Sparco Seat and Seat Belts. (Other brands may be fitted)

The seat belts may not be mounted to the same bolts as the driver's seat.



The position of the seat fore and aft in the car is free.

Only the mounting points welded to the car are permitted and the centralization of the seat in relation to the standard mounting position must be respected.

Where extensions or spacers are required, permission from the Technical Consultants is required in writing.

31. ENGINE AND GEARBOX MOUNTINGS

Mountings are reinforced and supplied only by Fast development.



32. BATTERY

- 32.1. The recommended battery is the a KARIBA 646K/D and or 643K that must be obtained from VW Motorsport. The batteries are available in two shapes. (depends on supplier stock)



- 32.2. Location: The battery is situated inside the battery box, which is mounted in the boot/spare wheel well area.
- 32.3. Battery box material is fibreglass or plastic, and the shapes differ. Fixing brackets remain the same.



33. SUBFRAME AND WHISHBONES

33.1. The only subframe allowed is the modified part from Fast development.

33.2. The only wishbones allowed is the modified part from Fast development.

33.3. Front anti roll bar

Anti-rollbar has 2 positions (holes) to choose from.

Anti-rollbar must be connected on both ends.

Anti-rollbar maybe disconnected for wet conditions.



Plate for mounting anti-rollbar



Locating bobbins




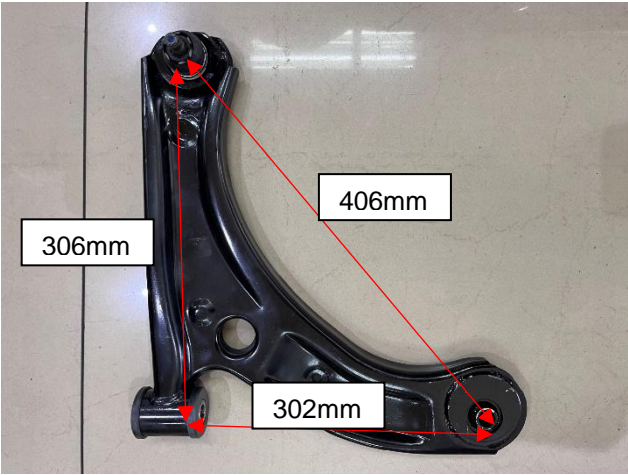
Bushes
Colour:
Blue or
Orange



Centering
washers



Spherical
bearing




34. REAR AXLE

- 34.1. The rear axle hanger brackets are sealed to the chassis and may only be removed after consulting the TC.



35. GEARSHIFTER KIT



Different paddle levers available.



36. FIRE EXTINGUISHER

- 36.1 The fire extinguisher is available in two colours, BLACK or RED and must comply too GCR257.
- 36.2 Recommended service for gauge type is, 1years (12 months)



Gauge type – If indicator shows **GREEN**, it is in good working order but must have been serviced within 12 months.

Size: 1.75 Litre

- 36.3 The SPA fire extinguisher is also allowed.



Gauge type – If indicator shows **GREEN**, it is in good working order but must have been serviced within 12 months.

Size: 2.4 Litre



37. STEERING WHEEL

37.1. The original supplied “push-to-pass” button must be fitted.

The positioning on the steering wheel can be for driver comfort.

37.2. Steering boss extension is allowed and/or clip-on steering mechanism.



38. ELECTRONICS




Keypad



Dash display – C125 OR CDL3



GPS-L10 (MOTEC)



- 38.1. Wheelspeed sensors (x4), one per wheel, must be connected at all times.
- 38.2. Camera – In car camera/camera's type is FREE.
The recommended camera is the MoTec Model V2.
- 38.3. Push-to-Pass:
The Push to Pass strategy may be altered by the Technical Working Group and will be published as a Bulletin on the official Notice Board on the Friday of each event.
Push to Pass MAY NOT be used before the end of the first lap of any races, including restarts where the original grid is used.
Before means, any time before the first lap is completed of a race.
- Penalty:
1st lap of races – 10 seconds added to race time.
- 38.4. Data Sharing: Refer to MSA National SATC SupaCup Sporting Regulations (163203) Article 22.2.2
- 38.5. Pit to car communication:
Pit to car communication is allowed.
- 38.6. Launch control:
Launch control is deactivated and may be introduced if deemed necessary by Volkswagen Motorsport.
This will be communicated by means of a Bulletin.

38.7 Balance of Performance

- i) Maximum engine rpm not to exceed 6500 rpm.
- ii) Engine output: The Maximum Absolute Manifold Pressure may not exceed the pressure created by the Boost Pressure Ratio Table as below.

RPM	2500	3000	3500	4000	4500	5000	5500	6000	6500	7000
Boost Ratio	1.800	1.800	1.800	1.836	1.871	1.907	1.943	1.943	1.900	1.800

The Maximum Absolute Manifold Pressure = boost ratio x 100 kPa

39 WEIGHT PLATES

39.1 Only weight plates supplied by VW Motorsport may be used and must be installed in area provided behind driver seat on the floor.



39.2 Ballast weight. Similar ballast fastening plate to be fitted behind the LH seat on the floor, with strengthening plates to support the thin floor both sides. Ballast plates divided between left & right to copy the Polo corner weights.

40. DECALS

See GTC Sporting regulations.
Point 6, 7 & 8

DECLARATION

In submitting this model for registration and homologation, I confirm that to the best to my knowledge and belief the data and information listed in this document are truly representative of a normal production unit.

SIGNED:

FULL NAMES: *Freddie Pretorius*

DESIGNATION: MOTORSPORT MANAGER

REPRESENTING: Fast development

DATE: 24.02.2025

DATA CHECKED BY: Christopher Pretorius

ACCEPTED FOR REGISTRATION BY MSA:

DATE:
