



MSA NATIONAL STANDING SUPPLEMENTARY REGULATIONS

2025 SA RALLY-RAID CHAMPIONSHIP



REGULATIONS APPLICABLE TO SA RALLY-RAID CHAMPIONSHIP
RACING PART 1: APPLICABLE TO ALL EVENTS

REVIEW AND AMENDMENTS

Amendments and updates to the rules will be recorded in the Amendment Record, detailing the updated version, date of approval of the amendment and a short summary of the amendment.

Modified SSR / ART	Date applicable	Date of Publication	Clarifications
12.3.1.6	06.05.2025	06.05.2025	Regulation Amendment

CONTENTS:**PAGE NUMBERS****PAGE:**

SSR 300	ELIGIBILITY OF COMPETITORS	4
SSR 301	ELIGIBILITY OF VEHICLES	7
SSR 302	ROUTE MARKING	10
SSR 303	EVENT and ROUTE	10
SSR 304	ROAD BOOKS	11
SSR 305	ROUTE DIRECTION AND DEVIATION	14
SSR 306	CONTROLS	14
SSR 307	CLASSIFICATION AND TIME BARS	17
SSR 308	NEUTRAL and DECONTROL ZONES	18
SSR 309	ROAD / RAILWAY CROSSINGS	19
SSR 310	PRE- AND POST-RACE PADDOCK AND PARC FERMÉ	20
SSR 311	SERVICE CREW / OUTSIDE ASSISTANCE	21
SSR 312	PRE-RACE PRACTISING AND RACE AERIAL OBSERVATION	22
SSR 313	YELLOW / WHITE LIGHT	23
SSR 314	STARTING ORDER	23
SSR 315	OVERTAKING / BUMPING	24
SSR 316	REFUEL	24
SSR 317	ACCIDENTS / USE OF MEDICAL WARNING BOARDS / INCIDENTS / RETIREMENTS / MISDEMEANORS	25
SSR 318	PENALTIES	28
SSR 319	RESERVED	31
SSR 320	CHAMPIONSHIP SCORING	31
PART 2	SA RALLY-RAID CHAMPIONSHIP CAR RACING PART 2 CLASSIFICATION AND VEHICLE SPECIFICATIONS	33

REGULATIONS APPLICABLE TO SA RALLY-RAID CHAMPIONSHIP

PART 1: APPLICABLE TO ALL EVENTS

1.1 General: Wherever reference is made to the President of the SA Rally-Raid Championship, it may also include the CEO of the SA Rally-Raid Championship and vice versa.

1.2 OFFICIAL NOTICES AND BULLETINS

Refer GCR 17, 67, 70 b) [iii], [v], [vi], [viii], 88, 99 and 100

300. ELIGIBILITY OF COMPETITORS

No competitor shall be permitted to start and compete in an event unless he/she has satisfied the officials concerned that all the following are in order:

[i] All Entrants, Drivers, second Drivers, Navigators and second Navigators must hold a current MSA

Competition licence valid for the event. These licences must be presented at documentation.

[ii] To obtain a National Competition Licence, competitors will have to have competed in, and be classified as a finisher in a minimum of two (2) *Regional Off-Road* Racing events and have had their licence

signed by the Clerk of the Course. Should competitors not comply with the above, an entry may be

submitted for consideration and approval by the CEO, MSA Steward and the COC of the SA Rally-Raid

Championship.

A National licence may be issued without the above qualifications if the competitor has competed at

National level in other Motorsport disciplines and it has been approved by the CEO, MSA Steward and the CoC of the SA Rally-Raid Championship.

[iii] Where the entrant of a vehicle is not a member of the vehicle's crew, an Entrant's licence must be

obtained from MSA, prior to the submission of an entry form. Failing this, the entrant's name will not be published in any documentation for the event.

[iv] Competitors aged 14 to 16 years may only obtain a competition licence endorsed for Navigational

purposes. Competitors aged 17 and older in possession of a *national* learner's or driver's licence may be

issued with a competition licence permitting the competitor to *legally* drive a vehicle, failing which

licences must be endorsed for Navigation only. Any competitor in possession of a licence endorsed as a

navigator may, however, drive a vehicle on private property if such conduct is authorized by MSA and the

relevant Exco CEO.

[v] **Crew**

a) The two persons carried in the vehicle are deemed its crew.

There are three options, namely:-

[i] The crew consists of one driver and one navigator for the whole event.

[ii] The crew consists of one driver and two navigators.

[iii] The crew consist of two drivers and one navigator.

All must be clearly indicated on the entry form on entering. In the case of Option [iii], the driver who will

be driving the Qualifying race must be clearly indicated on the entry form for seeding purposes and start

position. There may only be a second driver or a second navigator nominated in the crew, but not both.

b) The crew of two must be in the vehicle during a competitive section except when rendering assistance

in terms of SSR 311 [iii]. If one of the crew is not in the vehicle whilst racing, the crew will be deemed to

have retired. Refer SSR 307 [i]. Any competitor who will be in control of a vehicle during an event must be in possession of a valid *national* driver's licence for the type of vehicle entered. Refer GCR 172 [ii] and SSR 318 B [i] d). This applies to ALL events held on or which traverse public roads. Driver's licences must

be e-mailed to the event secretary prior to the event or presented at documentation.

c) Should the SR's permit a change of crew/vehicle (Refer GCR 99 [vii]), such change may be permitted

prior to the crew having completed documentation.

d) Where the crew includes a second driver or second navigator, a crew change may only be made at the

designated service point or before the start of the day's racing. The Clerk of the Course must be informed in writing prior to documentation when the change of driver or navigator is to take place. The driver

nominated on the entry form, however, must complete Qualifying and Loop 1. A driver or navigator who

completes only the qualifying race will not score any points. A driver or navigator who completes both

loops will score full points in both the class and overall Championships. In [v] a) options [ii] or [iii], the

driver or navigator who only completes one loop will score half points in both the class and overall

championships.

e) A driver or navigator and/or second driver or navigator may only be nominated as the driver and/or

second driver or navigator for one vehicle during an event.

[vi] a) All competitors must have submitted properly completed entry forms.

For National Championship and National Non-Championship Events:

Entries must close not later than ten (10) days prior to the event and late entries must close not later than three (3) days prior to the event. Late entries will only be accepted on payment of twice the set

entry fee and a list of late entries must be posted on the official notice board. An entry will only be

accepted when completed in full and proof of payment in full is supplied by the Entrant before the close

of entries as per the event's SR's. *In the case of inaccurate and incomplete entry forms found during the*

event, the Entrant will be fined R1000.00 Refer SSR 318 A [xii] d)

b) All competitors must complete documentation and scrutineering by the closing times as stipulated in

the event SR's. Failure to do so may lead to a penalty of sixty (60) minutes. Refer SSR 318 A [vii] d).

[vii] NOTE: COMPETITORS ATTENTION IS DRAWN to GCR 239

a) All competitors are to wear an approved crash helmet suitable only for motor vehicles/cars on all

racing sections. Motorcycle helmets are not permitted. Helmets shall comply with GCR 239 Crash Helmets or FIA homologated helmets. *FIA helmets do not have an expiry date, therefore all helmets are to be*

presented at pre and/or post event scrutineering for checking. Crash helmets must be in good condition

and not show any sign of damage, cracking, worn webbing, faulty chin strap buckles, etc. Helmets need not be worn on open or de-controlled sections and in the DSP area. Safety harnesses are to be worn by all competitors, properly fastened at all times, except in DSP, whilst the vehicle is moving.

Safety Harnesses shall comply with GCR 239 Safety Harnesses/Belts and Refer SA Rally-Raid Championship Cars Part II 9 Safety Belts. Refer SSR 318 A [x] d).

b) During all competitive sections, crew members must wear approved protective clothing from ankles to neck to wrists with a minimum standard of a flame resistant overall. *Flame resistant shoes are*

compulsory. Refer SSR 318 A [x] p). It is strongly recommended that suitable flame-resistant underwear is also worn.

c) It is compulsory for every competitor to wear an approved Frontal Head Restraint (neck brace) on all National races. The approved Frontal Head Restraints include the HANS and Simpson Hybrid as sanctioned by the FIA Technical List no 29.

All SxS competitors will have to comply with ALL the minimum safety apparel requirements as stated in GCR 239 and SSR 300 [vii] a), b) and c).

All regional competitors will have to comply with ALL the minimum safety apparel requirements as stated in GCR 239 and SSR 300 [vii] a), b) and c), except the FHR device, which may be replaced by a suitable

foam neck brace to the satisfaction of the Chief Medical Officer. Class A regional competitors, however,

will be required to wear approved FHR devices. Only in exceptional circumstances where a medical

doctor's report is submitted will this be considered for exemption.

[viii] All vehicles are to carry at least one (1) litre of drinking fluid per crew member at the start of each day's racing.

[ix] All vehicles are to be equipped with a first aid kit, which shall contain a minimum of the following:

- 1 x Space blanket (per crew member).
- 1 x Triangular bandage.
- 1 x 50mm x 70mm First Aid dressing pad.
- 1 x 50mm x 200mm First Aid dressing pad.
- 1 x 8cm Stretch bandage.
- 4 x Band Aid type strips.
- 4 x Neatseal type plasters (2 x large, 2 x small).

The First Aid kit shall be clean, in good condition and not more than two (2) years old.

[x] The use of an Exco approved GARMIN GPS device will be compulsory at all events. No competitor may start an event without an approved and operational GARMIN GPS device fitted to the vehicle. Refer SSR

318 A [viii] c).

a) The Garmin GPS must comply with the following:

- i** Must be Garmin technology.
- ii** Must be able to load custom maps onto a SD or Micro SD card.
- iii** Must be able to record track logs with a minimum of ten thousand (10 000) points or more.
- iv** Must be IPX7 rated (can handle wetness but not submersion).
- v** Ideally should take an external antenna which should be mounted on the top of the vehicle

with the cabling safely routed and protected. Units which do not have an external antenna

capability should be mounted as much into the open as possible in order to obtain the best

possible satellite coverage.

vi The unit tracklog resolution must be set at 25 meters to avoid losing important route

markers and cautions. The tracklog must be set to record 10 000+ points.

vii Power to any unit should be direct via Dual Fuses (positive and negative lines) from the battery.

viii GPS units should be set to show highest detail, track up, fastest update (if available). Marker/Waypoint Text should also be made larger to make it easier to read.

ix GPS tracking data must be preserved for 7 days after the event. Refer SSR 317 [v] and Refer SSR 318 A [xii] b).

b) The Clerk of the Course will be empowered to compare distances and if required will be empowered to download information from a competitor's GARMIN GPS and *iCam* devices. Refer SSR 305 [ii]. Route deviation penalty. Refer SSR 318 A [ii] and [iii] c)

c) The Commission will under separate cover provide guidelines to all competitors to assist in the use of the approved GARMIN GPS device. To request assistance with selection of a GARMIN GPS, please email

saccs@rallyraid.co.za

d) A levy of Rand five hundred (R500, 00) will be charged for those competitors requesting their own post-event GARMIN GPS and/or RallySafe downloads and/or *iCam* footage. A competitor cannot request GARMIN GPS downloads of another competitor.

e) *It is the responsibility of the car crew to ensure that the GARMIN GPS, RallySafe and iCam camera devices have been activated and are fully operational before starting in the qualifying race or the main racing sections. It is also the responsibility of the car crew to download the Garmin GPS, RallySafe and iCam devices and return devices and data cards to the Timing and Tracking section of the organisers. Refer SSR 310 [i] e)*

f) Reserved.

g) Reserved.

h) RallySafe:

RallySafe is compulsory for all National Competitors.

Failure to have the device mounted in accordance with the instructions and operational will prevent the competitor from starting the event. Refer SSR 318 A [viii] c). RallySafe Installation Guidelines can be found at

<http://rallysafe.com.au/wpcontent/uploads/2016/12/Rally-Car-Fitting-Kit.pdf> and must comply with the below:

[i] The Antenna Pack is to be installed on the TOP of the vehicle.

- It must have a clear, unobstructed view of the sky. Failure to do so *may cause* poor signal reception and loss of functionality.
- Any locations other than on TOP of the vehicle are unacceptable.

[ii] The three antenna cables must:

- be routed away from sharp edges
- not have any bends less than 100mm radius
- be well protected from damage (add shielding if required)
- excess cable (if any), must be made into a 200mm diameter loop
- have sufficient free play at the connections to the RallySafe device

[iii] The RallySafe device must be installed in the centre of the dashboard, so it is in clear view of both crew members and on the onboard camera

[iv] Connection of the three (3) antennae cables to the device must be snug to ensure they do not rattle loose during an event.

[v] POWER lead – MUST be permanently powered. Fuses/breakers may be installed positive and negative

leads, but the device MUST be powered up at all times during an event. The RallySafe unit MUST be powered up no later than sixty (60) minutes before a competitor's start time. Refer SSR 310 [i] e) and SSR 318 A [iii] g).

[xi] Competitors Briefing

There will be a competitors briefing before the start of qualifying. The time and place will be stipulated in the SR's of the event or in a Bulletin on the official notice board. Attendance by driver and navigator is compulsory. General information about the event will be discussed. Binding verbal instructions may also be issued by the organisers, and therefore all competitors must sign the attendance register (GCR 88) before commencement of the briefing. When the briefing starts, the attendance registers will be removed. Competitors who have not signed in will incur a five (5) minute penalty each. Refer SSR 318 A [iii] f).

[xii] Monitoring Tools

The Commission reserves the right to introduce and install monitoring tools in a vehicle at its discretion. It is compulsory for all SA Rally-Raid National Championship vehicles to install the SA Rally-Raid approved

in-car camera system, *iCam AD Plus 2.0*

The camera has to be mounted in the lateral centre of the crew cab at the back. The close-up lens to give a view of the dashboard showing the RallySafe, the crew's hands, and the race car number. The long

distance lens to view the road ahead, aligned to show equal vision angles to the left and the right of the vehicle longitudinal centreline. Refer SSR 318 A [viii] c)

301. ELIGIBILITY OF VEHICLES

All vehicles as specified in SSR Part 2 Art 12:

Group Ultimate, classes T1+ FIA and T1+ SA

Group Adventurer, classes T1.1 SA and T1.2 SA

Group Challenger, classes Classic and T1.3

Group SSV, class SxS-MSA

and in compliance with these Standing Supplementary Regulations will be eligible.

All competition vehicles have to be road registered. Refer GCR 69 and 70 b) ix)

- [i]** All vehicles must display Championship advertising, decals as specified below, at their expense, and the event sponsors' decals supplied by the organisers. Print ready artwork to be supplied by SA Rally-Raid. Refer GCR 246 which makes it a condition of entry to display the sponsor's advertising material. Vehicle and competitors who do not comply with the following provisions a) to k) will not be passed by the Scrutineers for non-compliance refer SSR 318 A [xiii] b) Any application for an exemption from this regulation must be made to the CRO who will make a ruling in consultation with the sponsor's representative.

a) Number Panel (Large)

The overall championship sponsor's number panel, as supplied, will be prominently displayed on each side of the vehicle and on the roof of the vehicle as per the diagram contained in clause [ii] of this article.

b) Marshal Number Panel (Small)

The overall championship sponsor's marshal number panel, as supplied, to be displayed on the bonnet of the vehicle as per the diagram contained in clause [iii] of this article.

c) Event Sponsor's Decal

Space must be provided on the side of the vehicle for the Event Sponsor's Decal and must be as prominent as that of the Overall Sponsors.

d) Windscreen/Visor Decal

The overall championship sponsor's windscreen/visor panel, as supplied, to be displayed on the backing

decal on the top of the windscreen of all *Ultimate and Adventurer vehicles* and on the top of the visor of all *Challenger and SSV vehicles*. This decal may be trimmed to fit the profile of the windscreen or visor but must occupy 100% of the area.

e) iCam Decal/Plate One *iCam* decal or ABS plastic plate *indicating car #*, as per artwork supplied, to be displayed on the dashboard of all competition vehicles. The position of the decal or plate to be determined by the *iCam* technician at the time of the *iCam* installation.

f) Reserved

g) Cloth Badge

One (1) overall sponsor's cloth badge is to be affixed on the left hand side of the chest 10cm below the shoulder of racing suits worn by all competitors.

h) Reserved

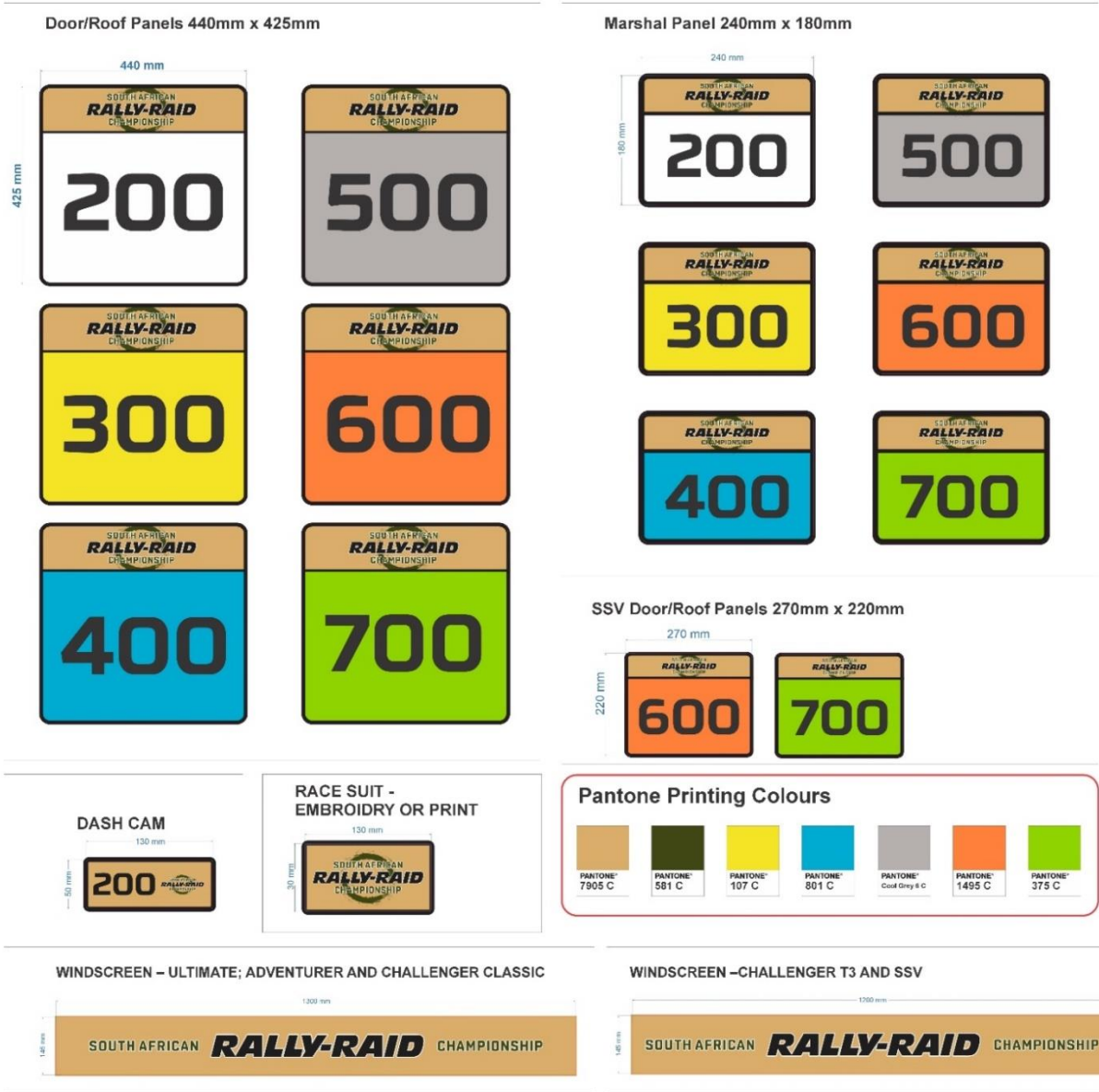
i) Reserved

j) Reserved

k) Competitor's Name

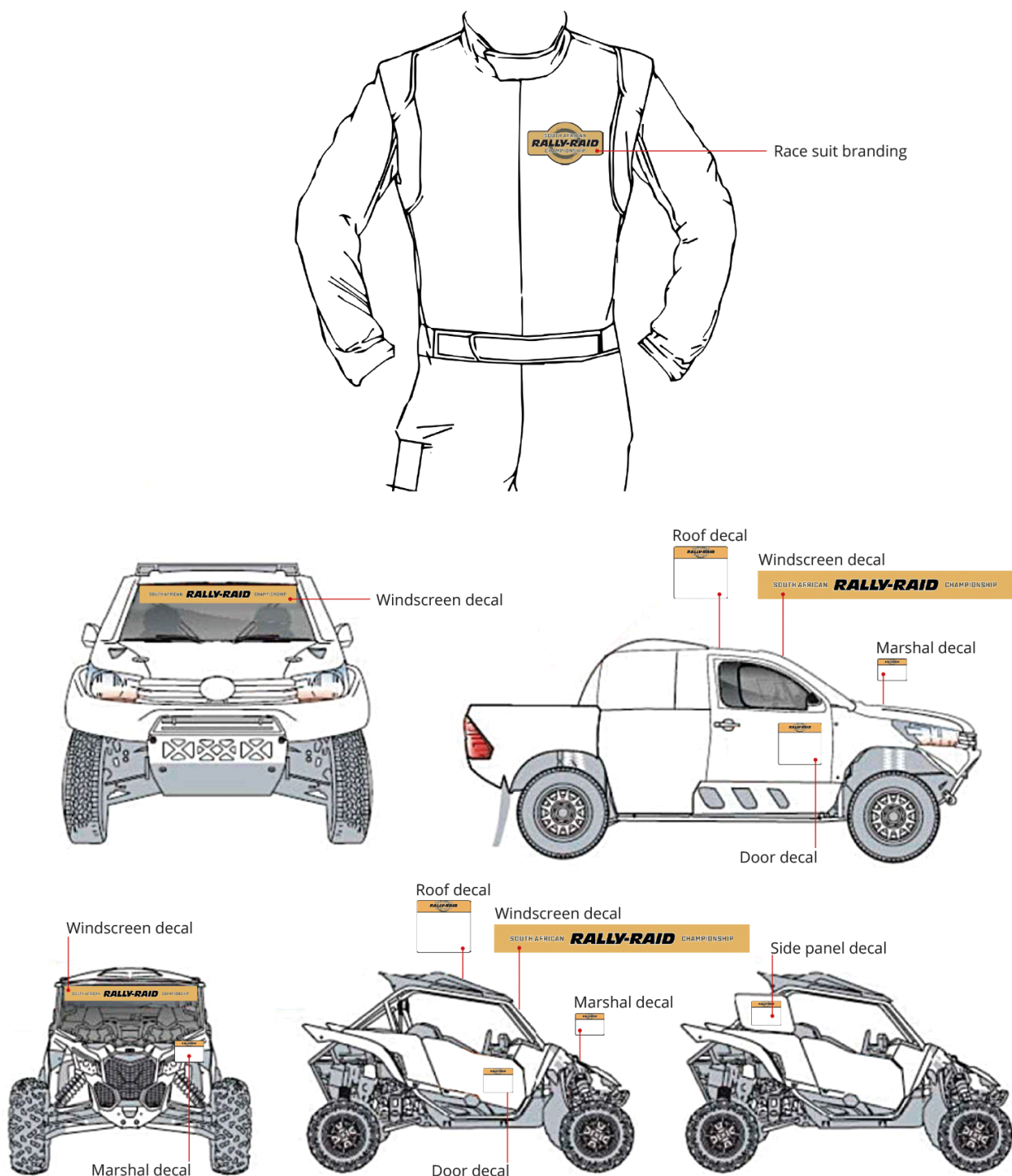
A competitor's name must appear on the front door under the window. Minimum font size four centimetres in height.

[ii] Diagram



2025 SA RALLY RAID NUMBERS & PANEL COLOURS

#	CLASS	BACKGROUND COLOUR
200	FIA T1+ ULTIMATE	White
300	SA T1+ ULTIMATE	Yellow Pantone 107C
400	T1.1 4x4 ADVENTURER	Blue Pantone 801C
500	T1.2 4x2 ADVENTURER	Cool Grey Pantone 6C
600	CHALLENGER SA T3; Classic (old classes T, A & P)	Orange Pantone 1495C
700	SSV MSA SSV	Green Pantone 375C



- [iii] All vehicles must display advertising decals supplied by the individual event sponsor/s. Refer GCR 246 [iii] which makes it a condition of entry to display the sponsor's advertising material. These decals must be displayed in a prominent position. Competitors must ensure that the decals and all advertising material from previous events has been removed.
- [iv] All vehicles must bear MSA allocated competition numbers on the number panels as detailed in clause [i] of this regulation. These numbers must be black on a *specified background colour* and have a minimum **dimension of 200mm x 130mm with a 30mm stroke width per digit**. A further competition number **with a minimum height of 75mm** must be affixed to the number panel on the vehicle's bonnet. Competitors are to obtain their annual competition number from the SA Rally-Raid secretariat on 082 991 0011 prior to entering an event. Vehicles which do not comply with these provisions will not be passed by the scrutineers.

- [v] All vehicles must carry two (2) warning boards with triangles depicting picture below and two (2) medical warning boards with a red cross on the one side and a green 'O' for OK on the other side *for the duration of the event*. Refer SSR 317 [i]. These boards will be made of at least 1mm thick hard white plastic and be 400mm wide x 400mm height in size and be stored in the vehicle at all times. Penalty Refer SSR 318 A [v] d).



- [vi] All vehicles must conform to the vehicle presented at the initial scrutineering which includes the self Scrutineering documentation. The same chassis and engine block as numbered must be used from passing initial scrutineering until the finish of the event. Refer SSR A 318 [x] g).

302. ROUTE MARKING

- [i] All route marking must be done with "Day-Glo" markers.
- [ii] Where turns and sensitive areas are indicated, marking may be applied at the discretion of the route director. *Note: Route markers are for information only.* Refer SSR 304 i) The Road Book takes precedence over the route marking and any other navigational tools. *Route markers cannot be guaranteed. They may be stolen, eaten by cattle, blown over by the wind, driven over by race cars, etc. However, in the case of corner cutting and straight lining the route, remaining route markers will be valid indicators of transgressions.* Refer SR 305 [iv].
- [iii] Danger boards/Xmas trees may be used where a dangerous or extreme change in terrain takes place without warning. Danger boards should have a minimum size of 400mm x 600mm high with an exclamation mark and should be erected approximately 100m before the hazard.
- [iv] "NO GO" areas may be indicated with green "DAY GLO" markers

303. EVENT and ROUTE

- [i] *The Event starts with the opening of documentation at the venue, and closes when the published results have become final.*
The Race starts when the competitors enter the start line-up for the first timed start, and ends when the Clerk of the Course declares the final Parc Fermé open.
The "ROUTE" must always be centred around the DSP. The route includes the competitive sections as well as the decontrolled and neutral zones.
- [ii] **Distance**
a) The distance for a National Championship event is a minimum of three hundred and sixty (360) kilometres including the qualifying race and will be determined by the event format as per the event SR's.
b) The qualifying route shall consist of a distance of not less than 40 kilometres for Standard and Marathon events. For One Day and Super events qualifying up to 20 kilometres.
c) The following event formats will apply:
i) **Standard Event** with a minimum total combined distance of 360 kilometres which consists of a qualifying race on Friday and racing *stages* one and two on Saturday.
ii) **Super Event** with a minimum total combined distance of 360 kilometres which consist of Day one and Day two, Day one will comprise a qualifying race and racing *stage* one. Day two will comprise racing *stages* two and three.
[iii] **One Day Event** with a minimum distance of 360 kilometres. The event will consist of qualifying and *stage* one and two. This format could also be run on two or more consecutive days with each day constituting a new event.
iv) **Marathon Events** with a minimum total distance of 900 kilometres including the qualifying race. This event will consist of a Friday qualifying race, followed by *stage* one and two on Saturday and *stage* three and four on Sunday.

- [iii] Between the race *stages*, a compulsory service allowance of thirty (30) minutes will take place in DSP. The service time will start from the flying finish time as entered on the Timecard and will be extended if flying finish is more than three (3) minutes away from DSP. The DSP layout map will indicate the traffic flow direction which must be strictly adhered to. Refer SSR 318 A [iii] d) Contravening traffic flow direction in DSP. Refer SSR 310 [ii] DSP Stop.
- [iv] In a **Super Event** qualifying and *stage* one forms the Day one section of the event. The cars will go into Parc Fermé after *stage* one for technical checks and will be released overnight to the crews for Day 2 preparation.
- [v] The maximum speed limit for all classes at all times is 170 km/h, except for *Challenger T3 and SSV* which is 140 km/h.
Maximum speed limits are also applicable in neutral zones and decontrols . The maximum speed limit may not be exceeded. Refer SSR 308 [iv], 310 [ii] b) and 318 A [ii] a).
- [vi] Road Traffic Regulations on Public Roads:
All National and Local traffic signs will be indicated in the road book and be governed by National and Local Traffic Regulations, rules and signage. Refer GCR 69. The penalty for transgressing any traffic regulation (speed, stopping, overtaking, dangerous driving, etc.) is Four Thousand Rand (R4000.00) Refer SSR 318 A [xiii b].

304. ROAD BOOKS

- [i] All competitors will be issued with a Road Book which shall be the definitive document. The Road Book takes precedence over the route marking and any other navigational tools.
The road book will create instructions where route changes take place, where there may be doubt in the obvious route, and dangerous places where care should be taken.
Route instructions which are amended after the final route check and before the start of the race are posted on Virtual Notice Board - Telegram and will supersede the original road book instructions. The onus is on the competitor to update his road book. Route instructions which, due to unforeseen circumstances, are posted on RallySafe after the start of the race by the Clerk of the Course, will supersede instructions in the Road Book.
Road Books will be drawn up and prepared for distribution by the SA Rally-Raid route director and team. Road book changes may only be done by written instructions signed by the Clerk of the Course.
- [ii] The route director and team will make every effort possible to ensure the consistency of the Road Book.
- [iii] All pages of the Road Book will be numbered sequentially.
- [iv] Every instruction will be numbered sequentially.
- [v] Emergency numbers will be printed on the bottom of the first page of the Road Book.
- [vi] The Road Book will be divided into three columns:
 - a) Column One (1) will be used to display distance
 - i) At the top of each row in column one the Total Distance will be indicated.
 - ii) At the bottom right of each row in column one the Intermediate Distance will be indicated.
 - b) Column Two will have a hand drawn picture of the instruction.
 - c) Column Three will contain any additional notes that the race organisers wish to bring to the competitors attention.
- [vii] Each page of the Road Book will have five (5) instructions per page.
- [viii] The margins of the Road Book will be set.
- [ix] The legend and text will be clearly legible and will be at least 5mm in height.
- [x] The Total Distance will be indicated in Arial Bold at a size of 65 at the left top corner of the instruction.

0.00

- [xi] The odometer Intermediate Distance will be indicated in Arial Bold at a size of 45 at the left bottom corner of the instruction. Example:

0.35

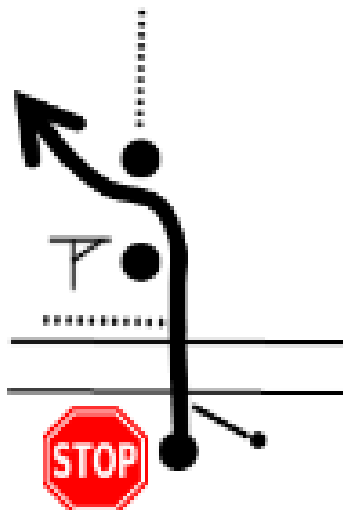
- [xii] The line indicating the required direction will be a weighted 6pt solid line for example.

















































- [xiii] Any other tracks that need to be indicated will be in a thinner line weight for example:



- [xiv] All diagrams will contain a short line with a dot at the end (distance indicator pin) to indicate the point on diagram to which the distance applies.
- [xv] The distance indicator pin will be placed at the most dominant characteristic of the instruction. (Where possible an identifiable landmark) and the distance between instructions is measured to this landmark. For example, if there is a right turn, it will be in the corner of the turn.
- [xvi] Should there be a second aspect to one instruction the distance is from the distance indicator pin to that of the second aspect. For example, if there is a 90° right turn and 120m further there is a split left, the 120m will be indicated in the picture column.
- [xvii] When there are two or more dips or humps in one picture the distances between them must be indicated.
- [xviii] The Total Distance indicator will be measured from Start to Finish.
- [xix] Intermediate Distances will be measured from instruction to instruction. Please note it is possible that distances do not add up to the total by 10 metres due to rounding off.
- [xx] Stay on the main track unless otherwise indicated in the Road Book.
- [xxi] All "STOPS" at road/railway crossings and district roads (public roads) as well as EXTREME changes to terrain (Danger marking) will be indicated in the Road Book. It will be endeavoured to make all road crossings as close to perpendicular with the road to be crossed as possible. The driver should also try to stop as perpendicular as possible to have the best view of approaching traffic.
- [xxii] Danger will be indicated with different levels of caution; (!, !!, !!!, !!!!).
- [xxiii] Instructions will not be duplicated in the comments column, this column is purely for extra information.
- [xxiv] "No Trail" sections where markers must be followed, will be indicated by a dotted line and single caution.
- [xxv] All villages, kraals, farmhouses or homesteads, where you might encounter people or spectators will be indicated with a single caution.
- [xxvi] The angle in relation to a gate or an opening in a fence will be indicated for example:



- [xxvii] A reference bearing could be included in any road book instruction.

TRACKS		ON TRACK		SAFETY	
	Tarmac road		Bump		Danger Level 1
	Track Piste		Dip hole		Danger Level 2
	Off track (HP)		Compression		Danger Level 3
	Low visible track / traces		Ditch		Global danger in the note
P	Track Piste		Summit		Start Speed limit
PP	Principal track/piste		Above bridge		Finish Speed limit
RO	Road		Under bridge		Stop
P//	Parallel track/piste		Step up		Important
HP	Off track Sight driving!		Step down		Red line under km = danger 2 in the note
HP	Off track forbidden		Up hill Down hill		Start Difficult Overtaking Zone
FPP	Follow principal track/ piste		Cut danger		Finish Difficult Overtaking Zone
FRO	Follow road		Right or Left over crest	DUNES / SAND	
SA	Sandy		Fence gate		Sandy plain
GV	Gravel		Fence with cattle gate		Big bowl "cuvette"
WAYPOINTS			Wall gate		Sand spit
	Masked WP		Wading / water cross		Dune
	Control WP		Concrete pass		Broken dune
	Security WP	CAPS			Dunes
	Navigation WP	CAP	Exit cap	DN	Dune
	Precise WP	CAP_A	Average cap	DNX	Many dunes
	Visible WP	CAP_C	Calculated cap (only HP)	DNT	Small dune "dunette"
	Eclipse WP	OBLIC	Cap that turns	L1 L2 L3	Dunes difficulty level
	Waypoint number				

Published on 11.12.2024 - 107

305. ROUTE DIRECTION AND DEVIATION

- [i] No competitor may drive on the route in a direction which opposes the flow of competitors driving in the direction stipulated in the Road Book. Refer SSR 318 A [x] e). Read in conjunction with clause [iii] below. A competitor may only leave the designated route when circumnavigating an obstruction or when overtaking, this must be done by staying close to the route as indicated in the Road Book.
- [ii] Deviation shall be deemed as having taken place from where you left the route to where you first re-join or cross the route when either an advantage in distance or time has been gained by such deviation. Refer SSR 300 [x] b).
- a) For minor deviation from the route or not following a road book instruction correctly: If and where a time advantage of less than sixty (60) seconds has been gained as recorded by the logged data, or a distance gain of sixty (60) metres or more, a two (2) minute penalty plus time advantage gained will be applied on recommendation of a jury comprising the Clerk of the Course, Timing and Tracking Manager and the Route Director. The time advantage gained will be calculated using a competitor in the same class closely matched in speed through the correct route as a reference time. Refer SSR 318 A [ii] b).
- b) For major deviation from the route: If and where a time advantage of sixty (60) seconds or more has been gained as recorded by the logged data, or a distance gain of greater than one (1) kilometre, a five (5) minute penalty plus time advantage gained will be applied on recommendation of a jury comprising the Clerk of the Course, Timing and Tracking Manager and the Route Director. The time advantage gained will be calculated using a competitor in the same class closely matched in speed through the correct route as a reference time. Refer SSR 318 A [iii] c).
- [iii] In the case where a competitor gets lost on the route, the deviation shall be corrected by re-joining the route as close and safely as possible to the original point of deviation, so as not to be penalised as per SR's above. When backtracking to find the correct route, competitors shall drive slowly next to the road where possible, and exercise extreme care so as not to meet competitors from the front who may follow the same incorrect track created by the first offender or meet competitors head-on on the correct route and direction. Ensure that the correct direction of flow is followed when re-joining the route safely. Refer: GCR 172, GCR 173, and SSR 318 [x] e and SSR 318 B (i) c) at the discretion of the CoC.
- [iv] Corner cutting, straight lining, shortening the corner to the inside or extending to the outside on *entry and exit*, will not be allowed. Corner cutting usually takes place in ploughed farmlands and upsets the landowners. Markers may be placed inside the corner in the vicinity of the corner apex or outside the corner at the corner entrance and/or exit *at the discretion of the route director*. The competitor must drive around the outside of the apex corner marker and inside the entry and exit markers. Should the competitor drive on the wrong side of the marker, or *drive* over the marker or take the marker out, the penalty will be two (2) minutes per offence. More than three corner cut transgressions per event may lead to the Clerk of the Course increasing the penalty. RallySafe and camera-footage may be used as evidence. Penalties may be applied during or after the event. The onus will be on the Competitor to prove innocence. Refer SSR 317 [v] and SSR 318 [ii] b)

306. CONTROLS

[i] Timing Controls

Controls will be identified by control boards and operated by appointed event officials.

There are two types of control - a flying finish control and a time control:

- The flying finish control is where the competitor's time is recorded on the official event clocks. The flying finish will be identified by a set of flying finish control boards. The competitors are not required to stop at this point but must stop at the time control. A flying finish control will operate at the end of each controlled racing section.
- The time control will operate at the start and end of every controlled section, e.g. the start and end of racing section (with flying finish), start and end of a neutralised zone, the entrance and exit of DSP and wherever required by the Clerk of the Course. At the time control (combined with the flying finish at the end of a racing section), the competitor's arrival time will be recorded on the official clock in hours, minutes and seconds GPS time. This time will be entered onto a timecard where indicated, as well as on a sequence sheet. The times recorded on the official clocks, timecards and sequence sheets will be used as a back-up in the case of timing failures. The Clerk of the Course may use his discretion to employ alternative methods such as the official

clocks, timecards, sequence sheets or manual timing.

Early departure from start controls (jump starts) will carry a ten (10) minute penalty. The time difference between the allocated time and the actual time taken (the time by which early departure took place) will be added to the ten (10) minute penalty. Refer SSR 318 A [iv] a).

Missing a control or failing to stop at the control or ignoring a control official's instruction carries a sixty (60) minute penalty. Refer SSR 318 A [vii] b).

[ii] Control Area

The area between the first set of control boards as recognisable by the letter M and thereafter by the Stop sign(s) signifies the Control Area which is a Parc Fermé. In this control area, the following is not allowed:

- No servicing or working on a vehicle. If a vehicle breaks down in the control area, it may only be pushed out far enough to clear the control area and to allow passage for other competitors. Thereafter SSR 311 applies.
- **No overtaking.** When a competitor has stopped at a control official and a second competitor approaches, the second competitor may not pull up alongside *or pass* the stationary competitor. The *second* competitor must wait for the control official to complete all formalities with the first competitor and be called in by the control official. No waiting time will be allowed. For non-compliance to the conditions, Refer SSR 318 A [v] e).
- A competitor may not enter a control from the opposite direction to the traffic flow. This includes reversing. Refer SSR 305 [i] and SSR 318 A [x] e).

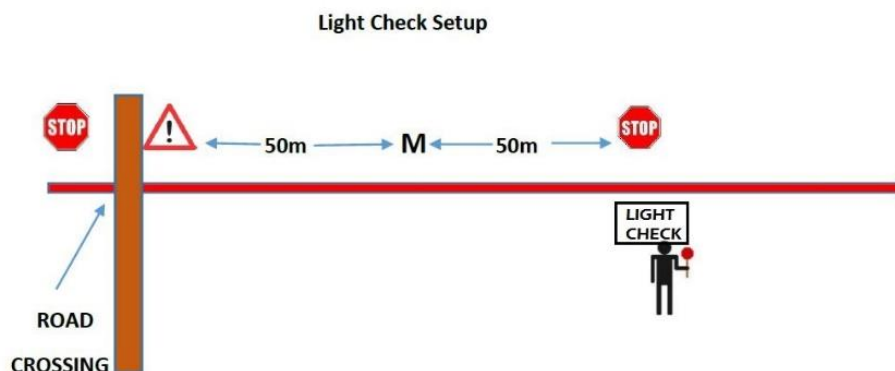
[iii] Timecard procedure

The onus is on the crew to ensure all times recorded on any timecard by an official is correct. The onus is also on the crew to calculate their given times on the timecard to ensure they arrive timeously at various controls which may include DSP controls indicated on this timecard. The crew must report to all time controls for the time controller to record the time on their sequence sheet so that the time controller can prepare the start of the crew on the correct time for the next section. Neutral zones may also be operated by RallySafe. Refer SSR 308, SSR 318 A [iii] e), [iv] a), and [vii] b).

[iv] Standard Signs to be used on National Championship Events:

a) Light Check Control: Round signs on white ABS plastic 300mm in diameter. "Light Check" in red lettering with "OK" in green lettering printed on the reverse side in such a way that, when the board is turned over, the letters must be the right way up. This board will be mounted on a pole of not less than 1m in length so that the marshal can hold it out in front of a competitor. If light checks are situated at road crossings, it should be situated **50** meters after the crossing to avoid interference with the crossing. Light check controls will be demarcated by a danger sign followed by a Marshall sign (**M**) at **50** meters and then **50** meters to Stop at the marshal with the Light Check and OK sign. Competitor to stop at the marshal, and only leave when the OK sign is shown. It is not compulsory to include the stop in the Road Book or on RallySafe.

Failing to stop at the control or ignoring a control official's instruction carries a ten (10) minute penalty. Refer SSR 318 A [iv] c and SSR 313.



b) Crossing Black cross on a white background. This sign should be placed on a board with a minimum dimension of 600mm wide x 600mm high (suggested material “Corraplas”). This should be placed 100m before the road/rail crossing.



c) Marshal Black on a white background. This sign should be placed on a board with a minimum dimension of 600mm wide x 600mm high (suggested material: “Corraplas”). This board should be placed 50m before a marshal point.



d) Danger Black on a white background. This may be placed on a board with a minimum dimension of 600mm wide x 600mm high (suggested material “Corraplas”). This board should be displayed 200m before a road crossing, marshal point, refuel or service area and extreme change of terrain. Alternatively, a caution could be identified by numerous “Day-Glo” stickers to indicate danger.



e) Extreme Change of Terrain Red on white chevron pointing downwards may be placed with a minimum dimension of 300mm wide x 500mm high. Alternatively, a change of terrain could be identified by numerous “Day-Glo” stickers to indicate the change in terrain.



f) Stop Sign White on red background. Hexagonal shaped with a minimum dimension of 300mm wide x 300mm high. This sign should be placed on a board with a minimum dimension of 600mm wide and 600mm high. This board must be placed at road crossings and at marshal points. The stop board must be placed at the exact location of the RallySafe GPS pin.



307. CLASSIFICATION AND TIME BARS

[i] Finisher:

In order to be classified as a finisher of an event the crew of two must start at the *start line* and complete the full distance of the *route to the chequered flag*, as specified in the SR's/Final Instructions or any other official notice published by the organisers, within the time provided and under its own power. However, in the case of a DNF in Qualifying and/or the Main race, a restart will be allowed with the applicable penalty added. Refer SSR's 300 [v] b), 311 [v].

[ii] Qualifying Race Classification:

a) The qualifying race start time for each competitor will be as published in the start order document by the organisers. Race end time will be the final control flying finish time of each competitor. Elapsed time will be calculated as final control time minus the qualifying race start time of each competitor. The elapsed times including penalties will be classified from shortest to longest.

b) Competitors who finished the qualifying race within one and a half times of the fastest qualifying time in their class will have their qualifying race time including time penalties added to their overall race time. All competitors who finished, including time penalties, outside one and a half times of the fastest qualifying time in their class, will be deemed non-finishers and will get one and a half times the fastest qualifying time in class added to their overall race time. Competitors who entered but did not start the qualifying race will get two times the fastest qualifying time in their class added to their overall race time.

c) Protests received disputing the classifications of the qualifying race will be heard by the Stewards of the meeting, and their final decision will determine the starting order for the Main race. Refer SSR 314 [ii]b)

[iii] Main race Classification:

a) Standard and One Day Events:

The main race start time for all competitors will be the start time as published in the start list or any other official notice published by the organisers. Race end time will be the final control flying finish time of each competitor. Elapsed time will be calculated as final control time minus the competitor's main race start time. The Main race elapsed times including time penalties will be classified from shortest to longest. Refer SSR 306 [i].

The *Overall* and Class winners will be declared on the shortest main race time plus qualifying race time in the respective *Groups* and classes.

b) Super Events:

The Super Events will be run as one event over two days, consisting of a qualifying race and *stage one* on Day one, and *stages two* and three on Day two. The main race *stage one* start time for all competitors will be the start time as published in the start list based on qualifying classification, or any other official notice published by the organisers. *Stage one* end time will be the final control flying finish time of each competitor. Elapsed time will be calculated as final control time minus the competitor's *stage one* start time. The *stage one* elapsed times including time penalties plus qualifying race time including time penalties, will be classified from shortest to longest. Refer SSR 306 [i].

This will be the competitor's classification for Day one as published in the Partial Provisional and Partial Final classification which will determine the starting order for Day two. Protests received disputing the classification of Day one will be heard by the Stewards of the meeting, and their final decision will determine the starting order for Day two. DNF in Day one *stage one* will be allocated a start position for Day two *stage two* as per SSR 314 [ii] and [iii] including time penalties. Day two race end time will be the final control flying finish time of each competitor. Elapsed time will be calculated as final control time minus the competitor's Day two race start time. The Day two race elapsed times including time penalties will be classified from shortest to longest. The sum of the elapsed times for Day one and Day two will be classified from shortest to longest. This will be the competitor's classification for the event. The *Overall* and Class winners will be declared on the shortest main race time including time penalties plus qualifying race time including time penalties in the respective *Groups* and Classes.

c) Marathon Race:

The Marathon Race will be run as one event, consisting of Qualifying, Day one and Day two. Each day consisting of two *stages*. Day one and Day two race end time will be the final control flying finish times of each competitor. Elapsed times will be calculated as Day end time minus Day start time of each competitor. Refer SSR 306 [i]. The elapsed times including time penalties will be classified from shortest to longest. This will be the competitor's classification for the day. Protests received disputing the classifications of Day one will be heard by the Stewards of the meeting, and their final decision will

determine the starting order for Day two. DNF in Day one *stage two* will be allocated a start position for Day two *stage three* as per SSR 311 [iv], including time penalties. The sum of the elapsed times for Qualifying, Day one and Day two, will be classified from shortest to longest. This will be the competitor's classification for the Marathon event. The *Overall* and class winners will be declared on the shortest main race time including time penalties plus qualifying race time including time penalties in the respective *Groups* and *Classes*. Refer SSR 306 [i], 314 [i], [iii] and [iv].

[iv] Time Back:

Time back may be considered under certain extreme circumstances if a competitor is held up in some unforeseen instance where the route is temporarily blocked through human error, e.g. locked gates, farm implements travelling to place of work, purposeful blocking of the road by outsiders, *veld fires*, *bona fide assistance by a still competing competitor to a stranded competitor* or similar. It does NOT include Force Majeure - flooding rivers, rock falls, blown over trees, riots or similar. It does NOT include mechanical failures, nor driving or navigational errors. The onus is entirely on the competitor to prove time lost by presenting visual evidence from in-car camera footage of the blockage. The footage must be from the cab facing the road, with car competition number visible, camera time and date stamp, GPS pin, road book distance and instruction number. External camera footage may also be accepted provided the cars are clearly identified as well as the time and date and the GPS pin. RallySafe will be used to determine the time lost, if any. Time back will be considered by and at the sole discretion of a jury consisting of the Clerk of the Course, Timing and Tracking Manager and the Competitor Relations Officer. This Time Back request must be lodged within thirty (30) minutes of completion of the qualifying race or the main race by the competitor.

[v] Tie Classification:

For a dead heat, the competitor who finished the qualifying race in the higher position will be declared the winner.

[vi] Race Time Bar:

The Race Time bar will be advised at the time of posting the qualifying race classifications for the exclusion of slower competitors at the finish (as stipulated in the SR's, Final Instructions or any other Official Notice published by the organisers) and is recommended to be three (3) hours after the leading competitor finishes the event. This time bar may be changed by the Clerk of the Course of the event.

[vii] DSP Time Bar:

The time bar for the exclusion of slower competitors when exiting the DSP will be published at the time of posting the qualifying race classifications.

NOTE: Every competitor has the right to request to see any written or printed matter, records, timecards and sequence sheets etc. pertaining to their own vehicle on the event.

308. NEUTRAL and DECONTROL ZONES

Where the route of an event follows an open public road, or sensitive areas such as farmhouses, racehorse stables, etc. competitors will be neutralised and given an adequate time allowance that will allow them to complete this section whilst obeying all normal road traffic rules. Neutral zones may also be used as speed limit sections. *Decontrol zones will be used outside competitive sections.*

The outside assistance *and maximum speed limit* regulations will be applicable in neutral zones *and decontrol zones*. Refer 318 A [x] f) and [ii]a

i) Marshal operated Neutral Zones:

Competitors will be restarted in the same position and at the same time intervals as they arrived at the Marshal point at the beginning of the neutral zone. Competitors arriving at the marshal point at the end of a neutral zone before their allocated start time may only restart at their allocated start time.

Competitors arriving at the end of the neutral zone after their allocated start time will be restarted at such time and sequence as determined by the control official. No allowance will be made for any waiting time incurred by such a competitor. Refer SSR's 306 [i], [ii] and [iii].

ii) RallySafe operated Neutral Zones:

Neutral zones will be indicated by a Danger/Caution board erected 200m before the neutral zone. A DN board will be placed at the stop point. The competitor must stop at the DN board, indicated by RallySafe as a stop point on the RallySafe screen as well as in the road book. The screen will indicate the time and distance countdown to the end of the Neutral zone. The competitor is required to wait for the RallySafe

screen to show "Speed Achieved"(zero) on a white screen, and then continue on the neutral zone. Leaving early will record a jump start on RallySafe. The neutral zone end *FN* stop control point will be indicated on RallySafe, in the road book, as well as a *FN* board next to the road. Do not pass the board before the restart time shown on the screen, as the RallySafe pin is 10 to 20 meters ahead. Once past the pin the RallySafe is activated and will record a jump start if early. Not stopping at the *FN* board and early departure at the *DN* board as indicated on RallySafe will carry a penalty of ten minutes. Competitors are required to stop whether the sign boards are present or not, using RallySafe and the road book. Refer SSR's 306 [i], [ii], [iii], SSR 309, SSR 318 A [iv] a) and b), and SSR 318 A [x] o).

iii) Decontrol Zones:

Decontrol zones may be used to transport race traffic in non-competitive sections such as between the flying finish Time Control and the DSP when the two are some distance apart. The competitor's stage end time will be entered on the time card. The time between the Time Control and DSP-out will be published in the SR's or an official document by the CoC. This time will include the 30 minutes for service plus sufficient time to cover the distance to DSP. The competitor has to calculate his DSP out time using the flying finish time on the Time Card. The competitor has to be at the restart on time for the RallySafe restart countdown.

Should there be a Ceremonial start with the stage start some distance away, the competitors will line-up before the arch and will be counted down by the marshal. The competitors will drive to the stage start and wait for the RallySafe countdown to start the stage.

iv) Speed:

The time between Neutral Zone start and Neutral Zone finish will be calculated to an average speed which is lower than the posted speed limit. It is therefore not necessary to exceed the posted speed limit. Speeds exceeding the posted speed limit on RallySafe and/or the general maximum speed limit will be penalised by the Clerk of the Course. The speed limit control will be done by RallySafe which is the category definitive speed control. The speed recorded by RallySafe will not be contestable. The RallySafe will generate a rolling average to remove spikes in the collected speed data. The data recording frequency and period may be altered to suit different routes. The recorded averages may not exceed the speed limits applicable. Refer SSR's 318 A [ii] a) and 303 [v].

v) Competitors may not speed to gain time for repairs in a neutral or *decontrol* zone. Should competitors be delayed for any reason, it will be in their race time as the RallySafe time will commence as indicated. Competitors late at the end of the neutral or *decontrol* zone will start on arrival, but due care must be taken not to *push in front of competitors who are on time and about to start*. Refer SSR 306 [ii] and 315 [ii]

309. ROAD CROSSINGS, RAILWAY CROSSINGS

i) Where the route crosses a road or railway line, a danger/caution board must be erected 200m before the stop point. A board with a black cross on a white background must be erected 100m before the stop point. Two Stop boards must be erected at the stop point, one on either side of the route. The competitor must stop before reaching the boards, also indicated as a stop point on the RallySafe screen and road book. It is compulsory to stop where indicated. The whole vehicle must stop before an imaginary line drawn between the two stop boards. Stopping in the middle of the road or right across is not safe. A stop is defined as a vehicle being stationary, and not sliding with locked wheels. Taking the board/s out, will be regarded as not stopped. Having stopped *before the boards*, the competitor may move forward between the boards *to cross the road/rail*. The onus is on the competitor to ascertain whether it is safe to cross the road/railway line. The organisers may use cameras at stop points to monitor stops. The Clerk of the Course's decision on the safety of the vehicle's stop is not contestable. No overtaking in a control area.

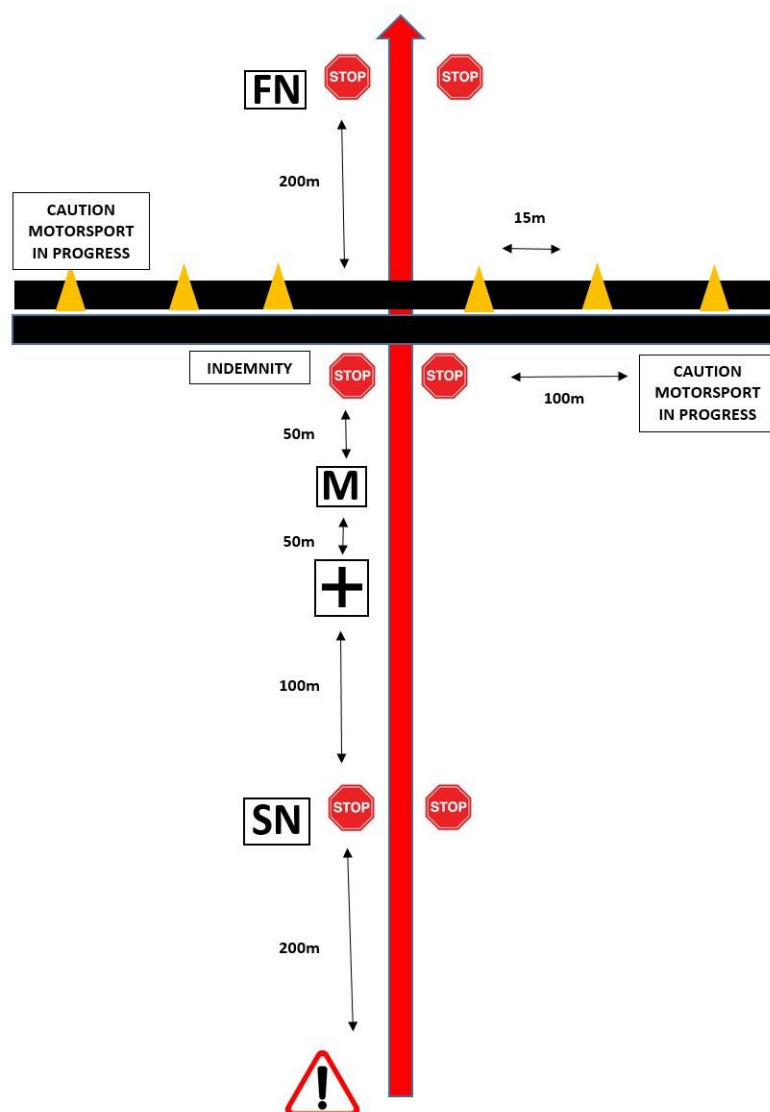
ii) Organisers must ensure that all Stops are shown in the Road Book and on RallySafe. Unused railway lines will be indicated as inoperative in the road book and on RallySafe. Active lines will have a stop in the road book and RallySafe. Competitors are required to stop whether the Stop boards are present or not. Competitors who ignore the instruction in the Road Book or on RallySafe will carry the same penalty as if the Stop boards were in place. For contravening the road and rail crossing regulation the penalty is 10 minutes for each transgression. Refer SSR 318 A [iv] b) Transgressing more than three times during an event will result in exclusion. Refer SSR 318 A [x] o).

iii) Major and Dangerous Road/Railway Crossings (SAFETY ZONES)

Major and Dangerous road and rail crossings will be demarcated as SAFETY ZONES where a speed and

time limit will be imposed, allowing sufficient time to cross the road/rail crossing safely. These SAFETY ZONES will be indicated as a stop point by RallySafe as well as in the road book. The RallySafe screen will indicate the time and distance countdown at the start and at the end of the Safety Zone.

The Safety zones will be indicated by a Danger/Caution sign 400m before the road crossing, followed by two "STOP" signs and a "SN" sign 200m before the crossing, indicating the start of the Safety Zone. Stop and wait for RallySafe to indicate Stop and then proceed slowly to the road/railway crossing. 100m before the road/rail crossing a "+" sign will be placed along the route. 50m before the road/rail crossing a "M" sign will be placed along the route. Two "STOP" boards will be placed at the road/rail crossing. Having stopped before the stop boards, the competitor may move forward between the boards to cross the road/rail. The onus is on the competitor to ascertain whether it is safe to cross the road/railway line. Refer SSR 309 i). 200m past the road crossing two more stop signs and a FN sign will be placed where the competitor must stop and wait for the RallySafe countdown to commence racing. Refer SSR 318 A [iv] b) Transgressing more than three times during an event will result in exclusion. Refer SSR 318 A [x] o).



310. PRE- AND POST-RACE PADDOCK, DSP AND PARC FERMÉ

[i] a) Pre-Qualifying Line up

Competitors must present their competition vehicle into a pre-qualifying line up, and be past the Line-Up board a minimum of thirty (30) minutes prior to their start time for qualifying. Failing to comply will incur the time late being *included* in their race time plus 1 minute. Refer SSR 318 A [i] a).

One of the competitors must remain with their vehicle whilst in the pre-qualifying line up. Refer SSR 318 A [iii] a)

Parc Fermé rules apply after the vehicle has entered the control area *when called by the marshal. The control area starts at the M board.*

b) Qualifying Start

Competitors not on the start line at their starting time will be slotted in as determined by the start officials incurring a five (5) minute penalty. The competitors race time will start as per the published time and no revised time will be issued. Refer SSR 318 A [iii] b). No time compensation will be given.

c) Pre-Race Line up

Competitors must present their competition vehicle into a pre-race line up, and be past the Line-Up board a minimum of thirty (30) minutes prior to their start time for the main race. Failing to comply will incur the time late being *included in* the race time plus *1 minute*. Refer SSR 318 A [i] a)

One of the competitors must remain with their vehicle whilst in the pre-race line up.

Refer SSR 318 A [iii] a).

Parc Fermé rules apply after the vehicle has entered the control area *when called by the marshal. The control area starts at the M board.*

d) Race Start

Competitors not on the start line at their starting time will be slotted in as determined by the start official, incurring a five (5) minute penalty. The competitor's race time will start as per the published time and no revised time will be issued. Refer SSR 318 A [iii] b). No time compensation will be given.

e) GPS and RallySafe Activation

These units **MUST** be powered up and operational a minimum of sixty (60) minutes prior to the competitor's start time. Failing to power up and activate the GPS and RallySafe units and reset the Data Logging equipment will incur a Five (5) minute penalty. Refer SSR 318 A [iii] g).

NOTE: Do not drive in the vicinity of the start line in the DSP. The RallySafe start pin will be activated within 20 metres, and/or above 20km/h. The RallySafe will be logged as a jump start and will also not count down the start time, as it is already started.

[ii] Compulsory DSP Stop

a) After *stage* one/two/three for events as per SR's, competitors will enter the compulsory 30-minute DSP service stop. The service time will start from the flying finish time as entered on the Time Card. The *Flying Finish* Time Control will double up as the DSP-in Time Control. Should this be preceded by a Decontrol section, the Decontrol end will double up as the DSP-in Time Control. Should *the* Flying finish be more than three (3) minutes away from DSP, the time could be extended *by the CoC*. The service allowance ends at the DSP-out Time Control. For all races, competitors will exit DSP on the exit time indicated on the timecard. Late exit time out of DSP will be *included in stage* two/three/four race time. No compensation for late out of DSP. The DSP-out Time Control may also double up as the loop two/three/four start control.

b) In the case of a *decontrol* section to the start of *stage* two/three/four, the competitor will leave the DSP exit on the allocated DSP exit time (*timecard*) and drive to the *stage* start control to start on the allocated *stage* start time. The RallySafe clock will start at the competitor's allocated start time at the *stage* start. No compensation for lateness. Speed limits to be observed. Refer SSR 318 A [ii] a) and 303 [v]

c) The DSP layout map will indicate the traffic flow direction which must be strictly adhered to. For contravening competitor traffic flow direction in DSP. Refer SSR 318 A [iii] d).

[iii] Parc Fermé

There will be a post-race Parc Fermé at the finish of Qualifying and the Event into which all competition vehicles must be placed. Release from the Parc Fermé will be subject to the discretion of the Clerk of the Course. GCR 252 [i] to [vii] is applicable. Refer SSR 318 A [x] l).

At the end of each racing section competitors must report directly from the stop control to the Parc Fermé for the purpose of *GPS, onboard camera and/or RallySafe download*, and any technical check which may be required. Competitors will only be allowed in the Parc Fermé with the permission of the Technical Delegate or the DSP Marshal. Refer SSR 318 A [v] j) and GCR 252.

Parc Fermé will be restricted to competition vehicles. Only officials directly involved with Parc Fermé such as Control marshals, Timing and Tracking Officials, Scrutineers, accredited members of the media and camera crew, and MSA appointed officials may enter. Parc Fermé. Refer SSR 318 A [x] m).

311. SERVICE CREWS/OUTSIDE ASSISTANCE

- [i] The outside assistance rule commences at the start of the race after the vehicle has passed the M board at the entrance to the start control, or the *Ceremonial Start*. *It cancels at the DSP-in and resumes at the DSP-out time control. The outside assistance and speeding rules remain in force in decontrol sections between flying finish and DSP entrance and between Ceremonial start and stage start. The rules finally end when the Clerk of the Course declares the Parc Fermé open.*
- [ii] Passing food, drink and information by two-way radio, cell phone or in writing to or from the vehicle is permitted anywhere along the route and by any person except from aerial observation. This is provided that in doing so the passing of information does not create a situation which interferes with the passage of other competitors and/or the control point.
- [iii] A competition vehicle causing an obstruction or blocking the route may be removed with outside assistance or by another active competitor only to such a point where the route is clear and safe passage has been obtained, or the vehicle has been freed. No competing vehicle may be towed by any vehicle on the route for any distance other than to remove and clear to safety. The towed vehicle will be penalised with an exclusion penalty. Refer SSR 318 A [x] q).
- [iv] *A broken down or stranded vehicle may **NOT** be driven back to DSP, recovered or repaired on the race route **without the written permission and route instructions from the Clerk of the Course**. The CoC will give strict route instructions to the recovery team which must be followed to reach the stranded vehicle. If there is no safe route to reach the vehicle, it may not be recovered until after the race route has been closed. Should the recovery team be able to reach and repair the car, the competitor may continue on the route with a 5 hour penalty added to the competitor race time. Refer SSR 318 A [viii] a)*
NOTE: Recovery to DSP within a radius of 5 km for repair carries a penalty of 10 hours.
- [v] Outside assistance from other competitor/s who are still competing, or the crew, may repair the vehicle on route with what is carried on board their race vehicle, or an assisting competitor's race vehicle, without penalties. Impromptu outside assistance may be acceptable if really impromptu. e.g. car overturns, spectators pick up. Farmer's tractor pulls car out of donga. The Clerk of the Course, Timing and Tracking Manager and the CRO will decide the impromptu validity. No team members, relatives, friends, business associates, etc. will be allowed to assist the crew.
Time bar will not be extended for DSP out or for the race when assistance was received. Should outside assistance be called in, and found on the race route or outside the DSP without written permission from the Clerk of the Course a severe penalty will be applied, which may include exclusion.
Refer SSR 318 A [x] f) or a race ban in terms of SSR 318 B [i] g).
Vehicles breaking down in *stages and* which can be recovered safely *to DSP* with the written permission *and route instructions* of the Clerk of the Course, may be repaired and restart the next stage.
The following stages may be restarted with the required permissions and penalties :
Standard event: stage two
One day event: stage two
Super event: stages two and three
Marathon event: stages two, three and four
When you have permission *from the CoC and TC* to restart, you must report to the Start Marshal *under own engine power* and wait for your RallySafe to be re-activated. Do not just drive through the arch. Your RallySafe will not reboot, leaving you without navigating or tracking capability. Restart will be in a specific start position as decided by the Clerk of the Course, Timing and Tracking Manager and the Competitor Relations Officer, and displayed on RallySafe. DNF and restarting a next *stage* will carry a penalty of ten (10) hours. Refer SSR 318 A [ix] a)
The crew and car as entered has to cross the finishing line under own power and within the cut-off time to be classified as a finisher in order to score points. Refer SSR 307 [i]. A competitor re-joining and completing a *stage* before race cut-off time will earn full points for classification including the time penalties.
- [vi] A broken down vehicle may NOT be recovered from the race route without the written permission of the Clerk of the Course, or until after the route has been officially closed by the Clerk of the Course. Refer SSR 318 A [x] f) and 318 C [i] a) Should outside assistance be called in without the written permission and instructions of the CoC, and found on the race route, the Clerk of the Course will decide on a severe penalty, which may include a race ban in terms of SSR 318 C [i] a).

- [vii] One crew member must remain with the vehicle at all times to ensure a veldfire does not start and spread, and to remain in contact with crew or race control. Refer SSR 318 B [i] a).

312. PRE-RACE PRACTICING AND RACE AERIAL OBSERVATION

- [i] No route reconnaissance by whatever means will be allowed at any time during the sixty (60) days preceding the event. The foregoing, however, does not apply to legitimate participation in an event which may cross or use sections of the route within the sixty (60) days preceding the event. All decisions in this respect shall be referred to the Clerk of the Course. Refer SSR 318 [x] b).
- [ii] Aerial observation and/or ground observation of the race route and/or race vehicles from aircraft, including drones, and air to ground communication between observers and car crews is strictly forbidden during races. *No helicopters or drones allowed to fly or land in the vicinity of a stationary race vehicle, especially in the case of an accident. The marshals and medical crew will attend. Aerial photography for marketing purposes only* may be allowed with the written permission from the Clerk of the Course subject to the prevailing laws and Civil Aviation Authority. Refer SSR 318 A [x] a).

313. YELLOW/WHITE LIGHT

- [i] Organisers are required to have a minimum of one (1) checkpoint on each section of an event, to check that yellow and white lights on competition vehicles are operational. Refer SSR 306 [iv] a). Failure to repair a yellow light immediately after being instructed to do so by an official or marshal whilst racing without a yellow light will incur a penalty of 5 hours Refer SSR 318 A [viii] b). Failure to repair a white light immediately after being instructed to do so by an official or marshal whilst racing will incur a penalty of fifteen (15) minutes. Refer SSR 318 A [v] a).

314. STARTING ORDER

- [i] **Qualifying race**
The qualifying race for a national championship event will be run in conjunction with the National seeding system and starting order established by the CEO of SA Rally-Raid Championship, the Clerk of the Course and the Timing and Tracking Manager. The starting order will be according to the National Overall Seeding List. The start gap between the competitors for the start of the qualifying race will be as specified in the event SR's. The start gap between competitors can be changed by the Clerk of the Course in consultation with the Timing and Tracking Manager, Competitor Relations Officer for all races if deemed necessary. Unseeded drivers will be given a starting position agreed to between the Clerk of the Course, the Timing and Tracking Manager and the Competitor Relations Officer, based on safety considerations.
- [ii] **Main Races Stage One**
One Day Event, Standard Event, Super Event and Marathon Event.
a) The *stage one* starting order for Day one racing will be determined by the classification established in the qualifying race. The top ten (10) drivers classified in the qualifying race will be able to choose their start positions in *stage 1* in a reverse draw, with the tenth classified driver having first choice, then the ninth and so on. Start positions may be knocked down by subsequent driver choices. Should the lower positions all be taken, the position will be knocked up, e.g. the driver classified first wants to start third, but only position one is still vacant, drivers in position two and three will be knocked up to positions two and one. The same applies to the lower positions. Should all the lower positions be filled, the knock will take place pushing upwards.
b) Competitors who started but did not finish the qualifying race will be started behind those who finished, in the sequence determined by their national seeding order. Competitors who entered but did not start qualifying race will be started behind those who started but did not finish, in the sequence determined by their national seeding order. Refer SSR 307 [ii] b).
c) The starting gap between cars will be a minimum of two (2) minutes. The gap may be amended by the Clerk of the Course in consultation with the Timing and Tracking Manager, Competitor Relations Officer if conditions warrant it. Refer SSR 307 [ii]
- [iii] **Super Event:**
The starting order for Day two will be determined by the classification established in Super Event day one. Refer SSR 314 [iii] b). DNF in *stage one* will be allocated a start position for Day two *stage two* as per SSR 311 [v], or [iv] including time penalties.

[iv] Marathon Day Two:

The starting order for Day two will be determined by the classification established in Marathon Day one. Refer SSR 314 [iii] DNF in day one *stage* two will be allocated a start position for Day two *stage* three as per SSR 311 [v], including time penalties.

[v] SA Rally-Raid Championship National Seeding System.

The National Seeding System is used to determine starting orders for the qualifying race and main races:

a) Seeding system only uses real qualifying race times as recorded on the official timing system without penalties.

b) Qualifying times from the last 12 months will be taken into account.

c) The best four qualifying times of each competitor will be taken into account.

d) If a competitor has less than four qualifying times his/her average will be calculated on the available times.

e) If a competitor has only one qualifying time, he/she will be seeded behind the competitors in d), unless the competitor has a previous lapsed historic seeding in which case the Clerk of the Course, Timing and Tracking Manager and the CRO may determine his/her starting position.

f) Each competitor's qualifying race time will be used calculated as a percentage of the leading competitor's qualifying race time taken as 100%. Competitor's percentages will be ranked from highest to lowest to create the seeding list. The seeding list is updated after every event.

g) If an international competitor with an FIA Seeding enters the National Series the CEO of SA RALLY-RAID Championship, the Clerk of the Course, the Timing and Tracking Manager and the Competitor Relations Officer will determine his/her starting position.

h) First time competitors will start behind competitors in e) as determined by the, Clerk of the Course, Timing & Tracking Manager and the CRO. First time competitors with different category experience may be allowed to start *in a* higher position determined by the Clerk of the Course, the Timing and Tracking Manager and the Competitor Relations Officer.

315. OVERTAKING/BUMPING

[i] OVERTAKING FELLOW COMPETITORS IS A GIVEN.

A RallySafe buzz or visibility of a chasing vehicle is the obvious guideline to react accordingly and allow the chasing vehicle to overtake safely at the earliest convenience within a distance of Three (3) kilometres to avoid being penalised.

[ii] Unsportsmanlike behaviour by keeping on or off the racing line at speed or intentionally blocking or preventing overtaking must be reported to the CRO or the CoC within thirty (30) minutes after arrival at Parc Ferme after Qualifying or the Race, Refer GCR 200 [vii]. An incident request form will then be issued. Vague information or deliberate exaggeration or out of time will result in the incident not being investigated. The competitor must be accurate regarding location, road book instruction and distance, where the supposed incident took place. Should the competitor be penalised for this behaviour, the onus is on competitor to prove innocence. Should clear evidence not be forthcoming, the CoC will apply the specified penalty of fifteen (15) minutes. Refer. SSR 318 A [v] h).

For repeat offence the CoC will apply the specified penalty of sixty (60) minutes. SSR 318 A [vii] a)

[iii] Bumping and barging a competitor is forbidden and must be reported to the CRO or CoC within thirty (30) minutes after arriving at Parc Ferme or if the vehicle is immobile as soon as possible upon arrival at Race HQ after Qualifying or the Race, Refer GCR 200 [vii]. An incident request form will then be issued. Vague information or deliberate exaggeration or out of time will result in the incident not being investigated. The competitor must be accurate regarding location, road book instruction and distance where the supposed incident took place. Should the competitor be penalised for this behaviour the onus is on the competitor to prove innocence. Should clear evidence not be forthcoming, the CoC will apply the specified penalty of exclusion. Refer SSR 318 A [x] j) For repeat offence the CoC may apply a race ban. Refer SSR 318 B [i] f).

[iv] RallySafe push to pass is a guidance tool and competitor assist. The maximum activation distance between vehicles is set at two hundred *and fifty* (250) meters.

[v] All camera footage presented as evidence must have date and time stamps. If date and time stamps are not available, the footage will not be accepted as evidence.

316. REFUEL

- [i] Refuel points shall be a maximum of three hundred (300) kilometres apart.
- [ii] a) Under normal circumstances refuelling will take place at the on-site fuel pumps in the DSP, *or at a commercial fuel station of the competitors choice.*
- b) During race conditions refuelling will take place in the allocated DSP pit. The following precautions shall be taken:
- The vehicle must be switched off at the battery cut-out switch for the duration of refuelling.
 - No person may be seated in the vehicle during the refuel process.
 - The two pit fire extinguishers shall be placed close at hand on either side of the vehicle during refuelling.
 - When refuelling, an anti-static line shall be connected to the vehicle chassis and to a steel or copper peg in the ground. Good electrical contact must be ensured.
- c) Each refuel pit shall be equipped with two (2) handheld DCP (dry chemical powder) fire extinguishers with a minimum capacity of 4,5 kg powder each. These extinguishers shall be certified for Class A, B and C fires and conform as a minimum to SABS 1910 for the bottle and SANS 1522 for the powder. Each handheld extinguisher must be equipped with a pressure gauge to check the pressure of the contents. The following information must be visible on each fire extinguisher:
- Capacity
 - Type of extinguishant
 - Weight or volume of the extinguishant
 - Date the extinguisher must be checked which must be no more than one (1) year after either date of filling or the date of the last check corresponding expiry date.
- d) Environmental mats are compulsory at ALL refuel points at the designated route refuel points, including DSP. Refer SSR 318 A [vi] d) The SA Rally-Raid Championship will provide smaller environmental mats to be used in Parc Fermé and holding areas if and when required. Refer SSR 318 A [vi] c)
- [iii] The organisers may appoint a Safety Officer who will observe the refuel procedure and who may report any infringements on the refuelling regulations to the Clerk of the Course for disciplinary action. The penalty is thirty (30) minutes. Refer SSR 318 A [vi] f)
- [iv] Empty fuel drums must be removed from the refuel area/DSP by the competitor's service crew. Appendix 3 – Fuel Storage & Safety: Article 1.2 of the MSA Environmental Code Refers. Failure to comply with this requirement will result in a fine as detailed in SSR 318 A [xii] f).
- [v] Remote refuel zones and limited remote servicing may be incorporated should loop distances require such.

317. ACCIDENTS/USE OF MEDICAL WARNING BOARD/INCIDENTS/RETIREMENTS/MISDEMEANOURS

[i] Accidents

Should a competitor happen upon a scene of an accident/vehicle stopped at the side of the route where no medical warning board is displayed, it must be assumed that the injuries are of such a nature that the competitors concerned are seriously injured and unable to display the medical warning board. Assistance must be rendered immediately. Should further assistance from other competitors be required, the competitors of the vehicle rendering the initial assistance must display their two medical warning boards with the red cross clearly visible to oncoming competitors, one board to be placed at 100 meters, and the second board not less than 200 metres.

Should the crashed vehicle be in a dangerous, obstructive or unseen position, the two warning boards should also be displayed alongside the medical boards - **THAT MEANS SLOWDOWN AND BE PREPARED TO STOP!!!**

Should no further assistance be required, the green "O" for "OK" should be displayed. Once the injured competitors have been assisted, their medical warning board should be displayed with the green "O" for "OK" clearly visible to oncoming competitors until such time as the vehicle has been removed from the route.

DO NOT move the injured person unless he/she is in a dangerous position. THE NEXT MARSHAL MUST BE INFORMED AS SOON AS POSSIBLE IN ORDER TO SUMMON ASSISTANCE. PLEASE GIVE THE MARSHAL THE INJURED PERSON'S LOCATION (GOOGLE MAP PIN), NAME (WHERE POSSIBLE) AND COMPETITION NUMBER (WHERE APPLICABLE). WHEN AN AMBULANCE IS ENCOUNTERED ON THE ROUTE, THE AMBULANCE HAS THE RIGHT OF WAY AT ALL TIMES. Refer SSR 318 A [x] n)

[ii] Use of the Medical Warning Board

- a)** Should any competitor stop due to being involved in an accident whilst on the route being used for an event, the two (2) medical warning boards together with a warning triangle must be displayed. This also applies to any vehicle stopped on the side of the route due to mechanical or any other failure. Competitors are reminded of the importance of displaying the OK board when they are stopped and thereby ensuring that the status of the “stop” is clear to all concerned. Refer SSR 318 A [x] n)
- b)** Should medical assistance be required, the medical warning board must be displayed in such a manner that the red cross is clearly visible to oncoming competitors, preferably at eye-level. Care must be exercised to ensure that the correct side of the board is displayed to oncoming competitors. While the medical warning board is displayed in such a manner that the first competitor arriving on the scene of an accident must stop and render assistance, however, should this not be possible you must display the distress sign by holding both hands in triangular shape above your head and jump up and down to attract on-coming competitors’ attention. Refer SSR 301 [v] and SSR 318 A [x] n).
- c)** Should you be involved in an accident with a stationary competitor you are obliged to stop and make sure they are safe and unharmed. Ref SSR 318 A [x] n)
- d)** Following an accident or where a vehicle is stopped at the side of the route and no assistance is required, the green “O” or “OK” must be clearly displayed to oncoming competitors until such time as the vehicle has been removed from the route. Refer SSR 318 A [v] d) and [x] n)
- e)** Competitors who fail to stop on arriving at the scene of an accident, where no medical warning board is displayed or where the red cross is displayed, are guilty of contravening the regulations and will be excluded. Refer SSR 318 A [x] n).
- f)** Competitors who are not injured and who leave a vehicle on the route and fail to display the green “O” for “OK” shall be subject to a fine. Refer SSR 318 A [xii] g).
- g)** Misuse of the medical warning board will be treated as a serious offence and will be dealt with accordingly.
- h)** Competitors who render assistance may be compensated for the time they have spent at the scene using information from their GPS/RallySafe device and other electronic devices. Should electronic information not be available for whatever reason, the time compensated will be calculated by taking interval to another competitor most closely matched in speed at various controls e.g. if the competitor is running at roughly the same speed as another competitor, it can be reasonably assumed that the time gap between them would have remained the same at the next control and the difference between the expected time and the actual time to be returned to them. Also refer to SSR 307 [iv] to confirm if time back is eligible. A competitor who is involved in an accident where medical assistance is required by that vehicle’s crew and is then able to continue racing may not claim compensation.

[iii] Incidents

Please note that any incidents between competitors must be reported within thirty (30) minutes after arriving at Parc Ferme to the CRO or the CoC direct and on the Electronic Incident Report Form. Refer GCR 200 [vii]. Failing to comply will not be investigated.

- a)** Competitors will be issued an Electronic Incident Report Form by GPS officials after each day’s racing (qualifying race, Day 1, Day 2 and Day 3). All *issued* timing equipment *and on-board camera cards* to be returned. Refer SSR 318 A [xii] a).
- b)** Competitors who retire from the event must still complete the electronic incident report form and return all *issued* timing equipment *and on-board camera cards*. Refer SSR 318 A [xii] a).
- c)** Any incidents involving any person or property must be reported on the Electronic Incident report form(s). The link for these are available from the link on the Telegram virtual notice board. These must be completed daily before the stipulated cut off time. In particular, competitors must notify the organisers of any *damaged/broken fences/gates/crops* so that the necessary repairs may be carried out. The repair or replacement costs will be for the account of the competitor even if it is discovered after the event. Cost estimates higher than R5000 will be discussed with the competitor beforehand.
- The competitor may elect to contract the repair to an equal or better standard than before, and to the satisfaction of the property owner. Should a competitor fail to report any incident of this nature on this form, that competitor will be reported to the Clerk of the Course and a fine of Rand four thousand (R4 000.00) may be imposed. Refer SSR 318 A [xiii] c)

d) Should a competitor not be able to present the GPS or return the timing equipment before the end of the event due to a vehicle not yet recovered back to DSP, then the onus is on the competitor to make arrangements with the GPS officials BEFORE the end of the event to get the GPS data and return the issued timing equipment and on-board camera cards ASAP. Refer SSR 318 A [xiii] a).

e) Reserved.

f) Competitors may be requested to present their GPS for download if there is insufficient data from the timing system. This will be done on a case by case basis.

[iv] Retirements

Any competitor retiring from the event should notify race control as soon as possible. This can be done in a number of ways: -

- a) Advise the nearest radio marshal/marshal/official – ask them to relay this to race control.
- b) Call the secretary of the event and advise him/her that you are retiring.
- c) Report immediately to GPS to download on return to DSP.
- d) Information to be reported is:
 - Competitor Number
 - Need assistance getting back or can make it back on own.
 - Reason why retiring.
- e) Any competitor who fails to notify race officials by means of the incident form within one (1) hour of returning to DSP will be subject to SSR 318 A [xii] c).
- f) If unable to return to DSP before the end of the racing section, the onus is on the competitor to have a team member come to race officials and report this fact. They are also to arrange with GPS officials for return of any equipment and GPS download information outstanding.

[v] Misdemeanours

Penalties for misdemeanours or transgressions of the rules may be applied if discovered after the event. Event results will remain provisional for 7 days after the event, pending investigation. After each round of the SA Rally-Raid Championship, the Timing and Tracking Manager may download and investigate competitor's RallySafe data logs and camera footage, in-car and external camera footage or evidence to establish whether a misdemeanour such as landowner property damage, crop damage, short-cuts, ignoring road crossing stops, tampering with cameras and time and tracking devices etc., or any other transgression of the rules is apparent by a competitor.

Should alleged transgressions be found, it will be brought to the attention of the Clerk of the Course so that appropriate action may be taken if deemed necessary. The Clerk of the Course shall inform the competitors involved by means of a penalty form and arrange a hearing at a time and place which suits both parties. The Clerk of the Course may call for, and scrutinise individual competitors' in-car camera footage, external camera footage, RallySafe data as well as Data Logger tracking during or after an event to establish whether any transgression of the rules were committed by the competitors.

The onus is on the competitor to prove innocence by presenting camera and other relevant evidence. All camera evidence must have valid time and date stamps as well as car identification. Should clear evidence not be available to prove innocence, the Clerk of the Course will apply the specified penalty and updated provisional results will be published for 7 working days.

Refer SSR 318 A [ii] b), [v] i), [vi] b) [vi] e), [x] h), B [i] g)

Competitors will be entitled to view all relevant material, including data logger printouts, on-board and external camera footage. Competitor's normal rights of protest and appeal apply. Refer GCR 141 x) c), 200 (viii), 278 and 279.

318. PENALTIES

- A.** The following timing penalties will be imposed by the Clerk of the Course in consultation with the Competitor Relations Officer and where such penalties are applied, it shall not be necessary to hold a hearing with competitors. Refer GCR 157.
- [i] One (1) Minute or less.**
a) Late in line-up plus time late. Refer SSR 310 [i] a) and c)
- [ii] Two (2) Minutes**
a) The penalty for exceeding the RallySafe averaged speed limit is two minutes for every transgression. The Clerk of the Course may impose stricter penalties in the case of repeat offences. Refer SSR 303 [v], 308 [iv] and 310 [ii] b) and SSR Part 2: 12.1.6; 12.6.1.7; 13.1.26.
b) For minor deviation of the route, cutting corners and straight lining will be penalised by two minutes for each incident. The Clerk of the Course may increase the penalty for more than three incidences. Refer SSR 300 [x] b) and 305 [ii] a) and [iv].
- [iii] Five (5) Minutes**
a) For at least one crew member not remaining with the vehicle in the qualifying or pre-race line up. Refer SSR 310 [i] a).
b) For not reporting to the Start official in time for starting orders. Refer SSR 300 [x] g) and 310 [i] b) and d).
c) Major deviation of the route will be penalised five minutes for each incident plus time advantage gained where applicable. The Clerk of the Course may increase the penalty for more than three incidents. Refer SSR 300 [x] b) and SSR 305 [ii] b).
d) Contravening traffic flow direction in DSP. Refer SSR 303 [iii] and 310 [ii].
e) For failing to report times at a neutral zone official which may include DSP controls. Refer SSR 306 [iii].
f) For non-attendance of the crew at competitors briefing. Refer SSR 300 [xi].
g) For failing to activate and reset the GPS and RallySafe data Logging equipment. Refer SSR 310 [i] e).
- [iv] Ten (10) Minutes**
a) For early departure of competitors from Designated Service Points (DSP's) and any other start control during the event, the following penalty will apply:
Early departure at the Time control defining the exit of the compulsory stop will entail an automatic ten (10) minute penalty. The time difference between the allowed time and the actual time taken (the time by which early departure took place) will be added to the ten (10) minute penalty. Refer SSR 306 [i], [iii] and 308 [ii].
b) For not stopping as per SSR 308 [ii] and 309 [ii] and [iii].
c) For not stopping at a Light Check Control or ignoring a control official's instruction. Refer SSR 306 [iv] a).
- [v] Fifteen (15) Minutes**
a) For being unable to repair a white light when instructed to do so by a Light Check Marshal or any other official. Refer SSR 313 [i].
b) For contravening SSR 310 [i] b) pertaining to start time. (qualifying race).
c) For contravening SSR 310 [i] d) pertaining to start time. (main racing section).
d) For contravening SSR 301 [v] and SSR 317 [ii] d) pertaining to Medical Board and Warning Triangle.
e) For contravening SSR 306 [ii] pertaining to the procedure at Timing Controls.
f) For allowing the inlet manifold *absolute* pressure to exceed 30 mB*sec more than four times as indicated. Refer SSR part 2 art 3.2.11 .
g) Reserved
h) Overtaking infringement. Refer SSR 315 [ii]
i) First offence for misdemeanour or transgression in terms of SSR 317 [v].
j) Reserved
k) For contravening National and Local traffic regulations. Refer SSR 303 [vi].
- [vi] Thirty (30) Minutes**
a) For allowing the inlet manifold *absolute* pressure to exceed 100 mB*sec. Refer SSR Part 2 art 3.2.11
b) For interfering with, turning off or otherwise preventing timing and tracking devices from performing as designed. Refer SSR 317 [v].
c) Non-use of environmental mats in the DSP area. Refer SSR 316 [ii] d).

- d) Non-use of environmental mats by vehicles at the designated route refuel points. Refer SSR 316 [ii] d).
- e) Second offence for misdemeanour or transgression in terms of SSR 317 [v].
- f) For contravening the refuelling procedures and regulations. Refer SSR 316 [iii]
- g) Reserved
- [vii] Sixty (60) Minutes**
 - a) For repeatedly infringing the overtaking rule. Refer SSR 315 [i] and [ii]
 - b) For missing, failing to stop at a Route Check/Timing Control or complete a timecard and/or hand the timecard to the controller or ignoring a control official's instruction. Refer A 306 [i], [iii] and SSR 308.
 - c) *No logged or partial logged engine data may lead to a penalty of exclusion.*
Refer SSR Part 2 art 3.2.4 i)
 - d) For failure to complete documentation and/or scrutineering by the closing times stipulated in the SR's. Refer SSR 300 [vi] b).
 - e) *For failing the restrictor test. Refer SSR Part 2 Art 3.2.7*
- [viii] Five (5) hours**
 - a) For repairing and continuing under CoC's orders on the route. Refer SSR 311 [iv]
 - b) For failing to repair yellow light. Refer SSR 313 [i]
 - c) *For failure to have Garmin GPS, RallySafe and in-car camera devices fitted as instructed and operational for the duration of the event. Refer SSR 300 [x] a), [x] h) and [xii] a)*
- [ix] Ten (10) hours**
 - a) For failing to complete stage 1/2/3 and re-joining stage 2/3/4. Refer SSR 311 [v].
 - b) Reserved.
- [x] Exclusion**
 - a) For aerial observation of race vehicles from aircraft, and air to ground communication between observers and car crews whilst racing. Refer SSR 312 [ii].
 - b) For having been found to have practiced on or in the vicinity of the route within sixty (60) days preceding the event. Refer SSR 312 [i].
 - c) Reserved
 - d) For failure to wear a helmet while racing and non-compliance to the crash helmet requirement and for failure to have the safety harness properly fastened at all times whilst in a moving vehicle except in DSP. Refer SSR 300 [vii] a).
 - e) For failure to obey the Route Direction and Route Deviation. Refer SSR 305 [i] and [iii] and SSR 306 [ii].
 - f) Outside assistance without written permission. Refer SSR 311 [iii], [v] and [vi].
 - g) For finishing an event with a different chassis or engine block number to that fitted to the vehicle when scrutineered. Refer SSR 301 [v].
 - h) For more than 2 misdemeanours or a race ban. Refer SSR 317 [v] and 318 C [i] b).
 - i) Reserved.
 - j) For bumping or barging. Refer SSR 315 [iii]
 - k) For carrying fuel in loose containers in a competition vehicle. Refer SSR Part 2 Art 7.4.
 - l) For failure to place a vehicle in the Parc Fermé on completion of the event. Refer SSR 310 [iii].
 - m) For entering a Parc Fermé i.e. post-race by the crew or service crew without the Clerk of the Course or the TC's permission, except when placing the vehicle in or moving the vehicle from such a holding area, may lead to exclusion at the discretion of the Clerk of the Course. Refer SSR 310 [iii].
 - n) For failure to comply with the provisions of SSR 317 [i] or [ii].
 - o) For contravening the Road and Rail Crossing and Neutral Zone regulation three (3) or more times. Refer SSR 308 and 309.
 - p) For contravening SSR 300 [vii] b) pertaining to protective clothing.
 - q) For being towed on the route. Refer SSR 311 [iii].
- [xi] Rand five hundred (R500.00) Fine**
Refer failure to produce the technical passport on request. Refer Part 2 [2.9].
- [xii] Rand one thousand (R1 000.00) Fine**
 - a) For failing to hand in/submit an Incident Report Form within one (1) hour of completion of, or retirement from, each days racing. Failing to return all timing equipment. Refer SSR 317 [iii] a) and b).
 - b) For failing to preserve GPS tracklog data for 7days after the event. Refer SSR 300 [x] a) ix.
 - c) For failing to complete the Incident Report Form in full after retirement. Refer SSR 317 [iv] e).

d) *Failure to complete entry documents accurately and completely. Fine to be paid by the Entrant. Refer SSR 300 [vi] a)*

e) Reserved.

f) For failure to remove empty fuel containers. Refer SSR 316 [iv].

g) Failure to display the OK medical board. Refer SSR 317 [ii] f).

[xiii] Rand four thousand (R4 000.00) Fine

a) For failing to report to GPS to download at the end of or retirement from each days racing. In the event of being unable to report (crew and vehicle still being recovered), a team member must do this on behalf of the competitor. Refer SSR 317 [iii] d).

b) Eligibility of Vehicle Refer SSR 301 [i].

c) For failing to report any damage/injury to property or persons to the Organisers on the completed Incident Report Form. Refer SSR 317 [iii] c).

d) Traffic offences. Refer SSR 303[vi]

B. Penalties may be imposed in respect of contravening any of the items listed below by the Clerk of the Course in consultation with the Competitors Relations Officer, and subject to a hearing being held in terms of GCR 175.

[i] **a)** For abandoning a stranded vehicle and not maintaining communications with Race Control. Refer SSR 311 [vii].

b) For smoking in restricted areas or whilst racing. Refer GCR 123

c) For driving dangerously or without due consideration to other road users.

d) For allowing a person not in possession of a valid driver's licence/valid competition licence to be in control of a vehicle during competition. SSR 300 [v] b).

e) For carrying any unregistered passengers other than stranded competitors or officials. Refer GCR 126.

f) For repeat bumping and barging infringements, a Race Ban could be applied. Refer SSR 315 [iii]

g) A Race ban will be applied. Refer SSR 311 [v] and [vi].

C. Penalties which may be imposed by the Clerk of the Course in terms of GCR 157.

[i] **a)** For behaving in a manner prejudicial to motorsport, bearing in mind that competitors are responsible for the actions of their service crew/s or members associated with the team. Refer GCR 172 iv)

b) Committing any breach of the GCR's, these SSR's and the SR's or Final Instructions for which no specific penalty has been laid down.

319. RESERVED

320. CHAMPIONSHIP SCORING

1 2025 Championship Series

The 2025 MSA Motorsport calendar is available from MSA and gives details of the championship.

2 Aims of the SA Rally-Raid Championship

To declare the following champions:

- 2025 SA Rally-Raid Championship Overall Champion Driver.
- 2025 SA Rally-Raid Championship Overall Champion Navigator.
- 2025 SA Rally-Raid Championship Classes *Ultimate FIA T1+ & SA T1+; Adventurer SA T1.1 & SA T1.2; Challenger Classic & SA T1.3 and MSA SSV Champion Drivers.*
- 2025 SA Rally-Raid Championship Classes *Ultimate FIA T1+ & SA T1+; Adventurer SA T1.1 & SA T1.2; Challenger Classic & SA T1.3 and MSA SSV Champion Navigators.*

2.1 Overall:

A competitor's Overall points will be used to determine his/her score in the Overall Championship.

Competitors with the highest number of points will be declared the Overall Champions.

2.2. Classes:

A competitor's Class points will be used to determine his/her score in the respective Class Championships. Competitors with the highest number of Class points will be declared the Class Champions.

Class Championships will only be awarded to Classes with an average of six (6) starters or more during the season.

2.3 The classes will score towards the SA Rally-Raid Championship in respect of the number of starters as follows:

6	or more Starters	full points
5	Starters	from 2nd place
4	Starters	from 3rd place
3	Starters	from 4th place
2	Starters	from 5th place
1	Starters	from 6th place

3 Points Scoring

3.1 National Championship one-day and two-day 400 km events:

The allocation of class points are as follows:

Position	Overall	Class		Position	Overall	Class
1st	30	30		9th	7	7
2nd	23	23		10th	6	6
3rd	18	18		11th	5	5
4th	15	15		12th	4	4
5th	12	12		13th	3	3
6th	10	10		14th	2	2
7th	9	9		15th	1	1
8th	8	8				

3.2 National Championship three-day Marathon events:

The allocation of class points are as follows:

POSITION	OVERALL	CLASS		POSITION	OVERALL	CLASS
1 st	45	45		14 th	11	11
2 nd	37	37		15 th	10	10
3 rd	31	31		16 th	9	9
4 th	27	27		17 th	8	8
5 th	24	24		18 th	7	7
6 th	20	20		19 th	6	6
7 th	18	18		20 th	5	5
8 th	17	17		21 st	4	4
9 th	16	16		22 nd	3	3
10 th	15	15		23 rd	2	2
11 th	14	14		24 th	1	1
12 th	13	13		25 th	0	0
13 th	12	12				

3.3 Starting Points.

Each competitor entering and starting an event will receive five (5) class points.

3.4 Separation of Ties.

In the event of a tie at the end of a season, the competitor with the greatest number of class points and thereafter class wins will be declared the winner. If this does not resolve the tie, then the greatest number of seconds will count, failing which the third event and so on. If this is still ineffective the SA Rally-Raid Commission will declare the winner on such a basis, as it deems fit.

4. Reserved

SA RALLY-RAID CHAMPIONSHIP
PART 2: CLASSIFICATION AND VEHICLE SPECIFICATIONS

1.	GENERAL REQUIREMENTS	34
2.	DEFINITIONS	34
3.	PERFORMANCE CONTROLS	36
4.	EXHAUST SYSTEMS	39
5.	WINDOWS, SAFETY NETS, MIRRORS, CUTTERS	39
6.	FIRE EXTINGUISHERS	39
7.	FUEL TANKS	40
8.	BATTERIES, LIGHTING, ELECTRICAL	40
9.	SAFETY BELTS	41
10.	SEATS AND SEAT MOUNTINGS	44
11.	CHASSIS AND SAFETY CAGE	46
12.	VEHICLE SPECIFICATIONS	47
12.1	GROUP ULTIMATE AND ADVENTURER. T1+, T1.1 and T1.2	48
12.2	GROUP CHALLENGER - SPECIALS GENERAL	49
12.3	GROUP CHALLENGER - SPECIALS A	50
12.4	GROUP CHALLENGER - SPECIALS P	51
12.5+6	GROUP CHALLENGER - PRODUCTION T	51
12.7	GROUP CHALLENGER - SxS T3	55
12.8	GROUP SSV - SxS - MSA	56
13	ADDENDA	61

1. GENERAL REQUIREMENTS.

- 1.1 Part 2 contains all the Technical Requirements for SA Rally-Raid Championship cars.
 - 1.2 Safety will always be a top priority with the Commission, and unsafe vehicles, at the sole discretion of the Technical Delegate will not be allowed to compete.
 - 1.3 These regulations are written in terms of authorisation, therefore, what is not expressly authorised hereinafter is not allowed.
 - 1.4 Before manufacturing the first unit of a new vehicle series, the manufacturer must receive the agreement in principle from the SA Rally-Raid Exco by submitting a specification and drawing of the proposed vehicle, including the Safety Cage. The SA Rally-Raid Exco reserves the right to accept or refuse the homologation or certification of a vehicle and Safety Cage, in accordance with the design prescriptions established by MSA and the FIA. If there are any deviations from these MSA regulations which have been agreed to for a specific vehicle, it must be clearly documented and signed by the CEO of the SA Rally-Raid Exco. The deviations must also be documented in the Vehicle Technical Passport.
 - 1.5 In the case of Production Vehicles, the manufacturer must elect a model of a vehicle in the production range on which the competition vehicle will be based. The details of the model of vehicle will be entered in the Vehicle Technical Passport.
 - 1.6 **Only petrol engined vehicles will be allowed.**
 - 1.7 Reserved.
 - 1.8 A vehicle of a lower class may be permitted to enter and compete in a higher class provided it complies with the lower class rules. Permission must be requested from the Clerk of the Course, Timing and Tracking Manager and the Competitor Relations Officer prior to the event.
 - 1.9 **Commission Approved (C.A.) shall mean:**
Specific components shall be submitted to the SA Rally-Raid Technical Committee for approval. The cost and specification of these components, if accepted, shall be communicated to all competitors and the components shall be freely available at a fixed price to any competitor for a minimum period of 12 months subject to exchange rate fluctuation only. Only components referred to in these regulations as "Commission Approved" shall be subject to the approval system. The supplier's details and component specification will be available from the SA Rally-Raid Exco.
 - 1.10 Reserved
 - 1.11 **Deviations:**
Should a specific car not be able to comply with a regulation as published for a technical reason, the entrant may apply for a deviation to the rule, based on sound technical grounds. The application will be considered by the Technical Consultants (TC) in consultation with the SA Rally-Raid Exco, and if approved will be published as a deviation for all cars of the make/model. The TC's decision will be final.
 - 1.12 **Dispensations:**
Should a specific car not be able to comply with the regulations as published for a temporary technical reason, such as parts unavailable, temporary crash repairs, etc., the entrant may apply for a dispensation, based on sound technical grounds. The application will be considered by the TC's in consultation with the SA Rally-Raid Exco, and if approved, will be published as a dispensation for a specific car for one or more events, but dispensations are limited to one year maximum. The TC's decision will be final.
- ## **2. DEFINITIONS.**
- 2.1 **Group N Engine**
An engine produced and sold in quantities exceeding 2500 in one year and complying with FIA App J Art. 254 i.e. in the as manufactured condition, with no modifications to its internal components. To be accepted as such, an engine must be certified and sealed by an MSA appointed Technical Consultant before installation. It may be required to strip an engine for inspection.
 - 2.2 **Modified Engine**
All other non-certified engines used in the SA Rally-Raid Championship.
 - 2.3 **A re-engined Vehicle**
A production vehicle fitted with an engine not manufactured by the manufacturer of the body and chassis of the vehicle.
 - 2.4 **Intake Manifold**
 - i) Petrol engines: Part collecting the combustion air, and extending from the mounting face on the inlet

ports of the cylinder head to the throttle valve plate.

ii) Diesel engines: Part collecting the combustion air, and extending from the mounting face on the inlet ports of the cylinder head to the first junction with the air ducting from the air filter for NA engines or the first junction with the air ducting from the charge air cooler for turbo engines.

2.5 **McPherson Suspension**

Any suspension system in which a telescopic strut, not necessarily providing the springing and/or damping action, but incorporating the stub axle, is anchored on the body or chassis through a single rotating attachment point at its top end, and is pivoted at its bottom end either on a transversal wishbone locating the strut transversally and longitudinally, or on a single transversal link and located longitudinally by a trailing arm or compression rod.

2.6 **Suspension Travel Measurement**

The method for measuring the suspension travel is the following:

2.6.1 The vehicle must be level on stands on a hard, flat, level surface with the springs and dampers removed.

2.6.2 For independent suspension:

- Where the bump and droop stops are mounted separately from the dampers, the external energy absorbers i.e. rubber stops, springs, hydraulic stops, droop straps, etc. must be removed. Solid dummy spacers may be mounted to take the place of solid parts in the energy absorbers to simulate the correct travel.

- Where telescopic dampers fulfil the task of bump and droop stops the dampers must remain fitted, but energy absorbers i.e. rubber stops, springs, hydraulic stops, etc. must be removed, including internal ones.

Solid dummy spacers may be mounted to take the place of solid parts in the energy absorbers to simulate the correct travel.

- The measured wheel travel is the vertical displacement of the wheel centre when displaced between the upper bump stop and lower droop stop.

2.6.3 For suspension with rigid axles:

- The vehicle must be level on stands on a hard, flat, level, surface with the springs and dampers removed.

- Where the bump and droop stops are mounted separately from the dampers, all energy absorbers i.e. rubber stops, springs, hydraulic stops, etc. must be removed. Where droop straps are used as standard, the standard droop straps must be retained. Solid dummy spacers may be mounted to take the place of solid parts in the energy absorbers, including droop stops, to simulate the correct travel.

- Where telescopic dampers fulfil the task of bump and droop stops the dampers must remain fitted, but energy absorbers i.e. rubber stops, springs, hydraulic stops, etc. must be removed, including internal ones.

Solid dummy spacers may be mounted to take the place of solid parts in the energy absorbers to simulate the correct travel.

- Where leaf springs are mounted to locate the axle as well as provide the spring medium, the leaf springs must remain fitted. The damper or droop strap without energy devices also remain fitted.

The distance with axle hanging at full droop to solid portion of bump stop must be measured on left and right sides.

- The measured wheel travel is the simultaneous vertical measurement of the left and right wheel centres between the upper bump stops and lower droop stops. Both the left and right hand measurements must be within specification.

2.7 **Bump and droop Stops**

Bump and droop stops are defined as solid, elastic and/or hydraulic buffers, stopping the suspension at the end of its travel upward and downward. Bump and droop stops do not form an active part of the suspension except at the end of the travel upwards and downwards.

2.8 **Anti-Tramp Rods**

Anti-tramp rods on rigid axles shall comprise a single central longitudinal rod or one longitudinal rod per side, which prevents leaf spring twist under acceleration and braking. The rods shall be one piece, shall offer no lateral support to the axle, and shall make an angle of less than 10° with the longitudinal axis of the vehicle.

2.9 Technical Passport

A document which must accompany each competing vehicle to each event it competes in. This document identifies the vehicle and contains all the technical details including deviations and upgrades for the specific car. The onus is on the competitor to update the technical details in the document. The document may be updated on-line or at scrutineering and stamped by the Technical Delegate. Failure to produce this document on request may result in a fine of R 500.00. Refer SSR 318 A [xi] a). The reference to the date of the passport must be understood as the date on which the SA Rally-Raid technical passport was first issued. The Technical Passport contains the history of the vehicle, and remains with the vehicle when sold. *Legible copies of the Safety Cage Certificate and Technical Passport are acceptable at events to save the original documents.*

2.10 Reserved

2.11 Fuel for all classes, FIA included

As per GCR 240. Only 93 or 95 octane commercially available pump fuel may be used.

No additives allowed in the fuel. The TC's may collect fuel samples for comparative testing if required.

As an option for class T1+, a control fuel Amtec 102 octane will be allowed. The procedure for Teams to buy the fuel is listed in Part 2 art 13 addendum 4 of the MSA Rally-Raid SSR's. The logistics and prices may vary, and will be communicated via a 102 Octane Fuel Bulletin issued by SARRC before events when necessary. Refer SSR Part 2.1.6

3. PERFORMANCE CONTROLS.

The controllers reserve the right to balance the performance of vehicles, *except FIA T1+*, should the need arise.

The methods to be used, but not limited to, is a minimum weight limit, an engine power or torque limit using an engine inlet air restrictor, turbo boost limit, engine speed limit, ignition advance limit and fuel specification limit. *All engines must be in Gp N specification unless a specific regulation allows a modification. Refer Part 2 art 2.1 and FIA App J art 254.*

3.1 Minimum Weight

All cars are subject to the following scale of minimum weights in relation to cylinder capacity, unless otherwise specified in the individual class technical specifications. For forced induction engines, the nominal cylinder capacity is multiplied by 1,7 and the car must pass into the class corresponding to the fictive volume thus obtained. The car must be treated in all respects as if its cylinder capacity thus increased were its real capacity.

This is particularly the case for assigning the car to its cylinder capacity class.

<i>Normally Aspirated Engines and Supercharged Diesel Engines</i> <i>Moteurs atmosphériques et moteurs diesel suralimentés</i>			
<i>Over</i> <i>Au-dessus de</i> <i>cc/ cm³</i>	<i>Up to and</i> <i>including</i> <i>Jusqu'à et incluant</i> <i>cc/ cm³</i>	<i>4x4</i>	<i>4x2</i>
<i>2000</i>	<i>2250</i>	<i>1400</i>	<i>1280</i>
<i>2250</i>	<i>2500</i>	<i>1475</i>	<i>1310</i>
<i>2500</i>	<i>2750</i>	<i>1475</i>	<i>1340</i>
<i>2750</i>	<i>3000</i>	<i>1550</i>	<i>1370</i>
<i>3000</i>	<i>3250</i>	<i>1550</i>	<i>1400</i>
<i>3250</i>	<i>3500</i>	<i>1625</i>	<i>1430</i>
<i>3500</i>	<i>3750</i>	<i>1625</i>	<i>1460</i>
<i>3750</i>	<i>4000</i>	<i>1700</i>	<i>1490</i>
<i>4250</i>	<i>4500</i>	<i>1775</i>	<i>1580</i>

4500	4750	1775	1580
4750	5000	1850	1580
5000	5250	1850	1580
5250	5500	1925	1580
5500	5750	1925	1580
5750		2000	1580
Supercharged Petrol Engines <i>Moteurs essence suralimentés</i>			
Over <i>Au-dessus de</i>	Up to and including <i>Jusqu'à et incluant</i>	4x4	4x2
cc (before application of the multiplier) <i>cm³ (avant application du coefficient multiplicateur)</i>			
0	4000	1850	1580

This is the *minimum* weight of the car without fuel, but with spare wheel/s as fitted at all times during the event. All Production Vehicles shall carry and be weighed with two spare wheels of the size fitted on the car. All Special Vehicles *shall carry and* be weighed with *two* spare wheels of the size/s fitted on the car.

The engine cooling fluid and lubricants, as well as the brake fluid must be at normal levels.

The other tanks for consumable liquids must be drained and the following elements must be removed from the car:

- Occupants, their equipment and luggage.
- Tools, portable jack and spare parts.
- Survival equipment.

- Provisions.

For weighing purposes, obvious lost components may be added at the discretion of the Clerk of the Course, and heavy mud and sand may be required to be cleaned before weighing.

The weight of the car may be completed by adding one or several ballast weights, provided they are strong and unitary blocks, fixed by means of tools *in positions and a method to the satisfaction of the TC*. *It must be possible to have seals in a visible position and sealed by the Technical Delegate.*

3.2 Power output restrictions

3.2.1 The SARRC reserve the right to adjust the power output of any competing vehicle to balance the performance in a class, *except class FIA T1+*. Refer art 3.2.9

3.2.2 *Competing vehicles in the Championship may be fitted with induction air restrictors. The preferred method of engine power reduction will be the use of an induction air restrictor specified by the TCs. The restrictor must be in compliance when measured at ambient temperature. The restrictor dimensions, installation and position must be to the satisfaction of the TC, and recorded in the Technical Passport.*

3.2.3 *BoP restrictor sizes will be determined by running selected race cars on a SARRC designated dynamometer to the power level specified in Art 12. Acceleration tests may be done in addition if necessary. All tests will be performed as per SARRC test procedure. The costs for the tests will be paid by the entrant. Refer MSA GCR 140 x) Restrictor sizes will be published in a MSA Circular.*

3.2.4 Race Data Requirements

i) The data must be logged when the car is running from start control to end control and must be made available to the SARR TC's whenever requested at any time before, during, or after a SARRC event *and at BoP tests*. No data or partial logged data may lead to a penalty of exclusion. Refer SSR 318 A [vii] c) Certain ECU settings may be locked.

ii) Data to be logged for download, but not limited to, is the following:

- ambient air pressure
- ambient air temperature
- inlet manifold absolute pressure
- inlet manifold air temperature
- engine crankshaft speed
- maximum ignition timing BTDC
- *crank reference tooth angle*
- throttle pedal position
- lambda
- gear selected
- GPS speed
- distance from start
- *race start and end time and date stamps*
- *race car identification number (not competition number)*

3.2.5 On all engines, all induction air must pass through the air restrictor at all times.

3.2.6 The internal volume of the induction pipe between the outlet of the restrictor (turbo side of the 3mm parallel portion) and the throttle body valve may not exceed 10 litres.

3.2.7 The controllers reserve the right to conduct a restrictor “stall test” on all relevant competing vehicles at any time during the race meeting. The “stall test” involves inserting a machined plug of the specified diameter (*Refer 3.2.2 and 3.2.3*) into the restrictor, at which point the engine must stall (cease to run). Any engine, subjected to the test, that continues to run will be deemed to have additional air being supplied, and therefore has a system that is non-compliant. *Refer SSR Art 318 A art [vii] e*

3.2.8 Provision for the sealing of the engine and driveline components must be provided in the case where the TC's require sealing. The following components may require sealing and should be pre-drilled with 2mm holes through bolt heads and flanges to the satisfaction of the TC's:

- engine cam covers.
- engine oil sump.
- engine front covers.
- engine inlet manifolds and throttle bodies.
- turbochargers and intercoolers.
- ECU's.

Seals broken without a TC's approval will result in exclusion and loss of championship points dated back to when the seal was fitted.

Should a team want to open an engine or other sealed component for inspection or repair, the TC should be contacted, and arrangements made for the TC to be present when the seals are removed. The TC may then check compliance to regulations if so required. The TC will reseal the component after repair. The onus is on the Team to ensure the engine and other components are to specification, sealed and recorded. *Refer GCR 93 iii*).

The correct engine number must always be recorded in the Technical Passport.

3.2.9 *Class FIA T1+:*

SARRC Performance controls and monitoring will be based on the latest FIA regulations, circulars and related documents.

In FIA Championship Cross Country events, the FIA requires engine calibration and homologation at the FIA appointed hub dyno in France. During international FIA races the FIA requires performance monitoring using a tailor-made Marelli data logger *with an FIA calibrated boost curve, or FIA calibrated torque meter, depending on the priority classification of the driver.*

The SARRC event performance monitoring will be done by the FIA-Marelli data facility in Geneva.

Technical regulations will be monitored by SARRC TCs based on:

- i) FIA Regulations App J Art 251, 252, 253, 281, 282, 283, 285, 286, 286a, but not limited to.*
- ii) Ultimate Supercharged Engines - Process to add a ULT supercharged engine in the engine list & Monitoring of such engines.*
- iii) T1 T-C petrol engine technical form template 00_20220509.*
- iv) FIA Sensor Positioning - CC BoP.*
- v) 241211-2025 Cross-Country Rally Sporting Regulations.*

3.2.10 Class SA T1+:

BoP will be done by restrictor, the size of which will be determined as described in art 3.2.2 and 3.2.3

Data logging will be done as described in art 3.2.4

Technical regulations will be monitored by SARRC TCs based on:

- i) FIA Regulations App J Art 251, 252, 253, 281, 282, 283, 285, 286, 286a, but not limited to.*
- ii) T1 T-C petrol engine technical form template 00_20220509.*
- iii) FIA Sensor Positioning - CC BoP.*
- iv) 241211-2025 Cross-Country Rally Sporting Regulations.*

3.2.11 The Clerk of the Course will apply penalties as prescribed in SSR 318 A [v] f), [vi] a) and may increase the penalty for repeated offences.

4. EXHAUST SYSTEMS

All vehicles must be fitted with steel exhaust systems that exit to the back and/or face upwards from the horizontal.

Vehicles with side exit exhausts will be acceptable providing the exhaust is made to exit upwards somewhat.

Downward facing exhausts are not acceptable. To prevent fires starting as a result of a vehicle coming to rest in dry grass or undergrowth, exhaust systems that run under vehicles must be protected by a heat shield or be wrapped with insulating material *or covered by a belly plate*. Exhausts will be inspected by the Technical Delegate for fire compliance, and if necessary, repairs will have to be made for approval from the Technical Delegate before starting the race.

Competitors are to ensure that the engine management systems are set to cut fuel on overrun, including the sequential gear flat shift, to eliminate exhaust flame-spitting under all racing conditions. A race vehicle seen with flames out the exhaust at any time may be suitably penalised up to immediate exclusion. Refer SSR 318 C and GCR 157

5. WINDOWS, SAFETY NETS, MIRRORS, CUTTERS

- 5.1 Side doors or side openings without windows for the crew must have the window area covered by adequately secured safety nets. It is mandatory that all safety nets are attached to the roll cage of the competition vehicle with sturdy quick release buckles to allow quick emergency exits. The upper side of the net must be permanently fixed to the structure, and not removable without tools. The safety net must cover the side area between the steering wheel and the back of the seat, and from the roof to below the elbow.
- 5.2 The safety net must be made of sturdy webbing straps with minimum strap width 15mm and maximum strap width 25mm professionally sewn together in square blocks. The square block aperture must be more than 40mm per side and less than 80mm per side to allow side visibility to the crew but also protect the hands and arms flying about in an accident. Shade net, fishnet, etc., not allowed.
- 5.3 Polycarbonate Side Windows: windows must be to specification Lexan F2000 Sheet or equivalent, minimum thickness 3mm. It must be possible to remove the windows from inside the car without tools very quickly. The size of the opening in a side window may not exceed 175 x 175 mm.
- 5.4 All vehicles must carry an AA Life Hammer and/or blade knife which will be attached by means of Velcro on an orange background in a position accessible to the driver and navigator (normally seated with safety harness fastened), and to officials.
- 5.5 Rear View Mirrors: All competing vehicles must be fitted with either, a rear view mirror (central and within the passenger compartment) or two rear view mirrors (one each side of the vehicle on the outside of the passenger compartment) or both. The minimum size of the single inside mirror is 144cm squared, and of the two outside mirrors are 60cm squared each. All mirrors must be able to see vehicles following, be in good condition and, in the case of the outside mirrors, have good protection.

6. FIRE EXTINGUISHERS.

All vehicles must be fitted with a minimum of two handheld fire extinguishers.

One handheld extinguisher is to be fitted in the crew compartment in a place accessible to the driver and/or navigator. The second handheld extinguisher is to be mounted externally on the vehicle in an

accessible position, as best as possible protected against tree branches, flying stones and direct sunlight, and as far away as possible from the fuel tanks, oil tanks and engine of the vehicle.

The handheld extinguishers must be secured by a minimum of 2 screw-locked metallic straps and the securing system must be able to withstand a deceleration of 25 g. Only quick-release metal fastenings with metal straps will be accepted. The handheld fire extinguishers shall comply with SABS 1910 for the extinguisher cylinder with a minimum capacity of 2,5kg DCP (dry chemical powder) extinguishant. The extinguishant shall be MAP (mono-ammonia-phosphate), containing a minimum of 70% MAP in the DCP (Note the 70% is higher than the industry standard 40%). The DCP shall comply with SANS 1522.

Alternatively the 2.4 litre AFFF foam types as listed by FIA may also be used. Note, two handhelds are required as stated above, not one as per FIA. One dry powder and one AFFF foam handheld extinguisher may be used as a pair. In this case the AFFF should be fitted in the crew compartment, as it is easier to breathe when used in a confined space.

The following information must be visible on each handheld extinguisher:

- type of extinguishant
- weight or volume of the extinguishant
- date the extinguisher must be checked, which must be no more than one year after either the date of filling or the date of the last check, or corresponding expiry date.
- each handheld extinguisher must be equipped with a pressure gauge to check the pressure of the contents.

Mounted piped systems to FIA Standard 8865-2015 (Technical List n°52) are recommended, but will be regarded as additional to that specified above.

- NOTES:**
1. Handheld fire extinguishers in vehicles should ideally be taken out every six months, as the extinguishant can compact with road vibration. Turn upside down to loosen the powder and replace extinguisher back in vehicle.
 2. Ethylene glycol based anti-freeze in the cooling system is forbidden because of a fire risk and may not be used.

7. FUEL TANKS

- 7.1 Fuel must be carried in metal/moulded plastic tanks of acceptable quality and safety standards or FIA approved fuel cells which are within their expiry period. The original expiry period may be extended after inspection by the Technical Delegate upon request of the competitor and recorded in the Technical Passport. Metal/moulded plastic tanks must be Commission Approved and recorded in the Technical Passport with a serial number. The minimum wall thickness of moulded plastic tanks must be 6mm. The material should be resistant to degradation by all automotive fuels, i.e. petrol, diesel, alcohols and additives as well as to flame propagation.

The material should have a measure of U-V resistance, not be susceptible to static charge loading, and have sufficient toughness to withstand cross-country racing damage. The use of safety foam in tanks is recommended.

- 7.2 Tanks must be efficiently protected and very firmly attached to the body shell or the chassis of the car. Ideally all non-metal tanks should be carried in metal holders, at least the size and shape of the bottom half of the tank, to carry the full fuel weight and to protect the tank against external damage. All tanks must be secured to the frame or chassis by at least two straps which are at least 50mm wide and minimum 1.5mm thick for steel. Straps to be separated from the tank by a non-metallic strip to prevent abrasion. In all cases, the tank including the filling pipes, must be totally insulated by means of flameproof and liquid-tight bulkheads or casings, preventing the infiltration of fuel into the cockpit or contact with the exhaust pipes. No part of a fuel tank system may be fitted or protrude outside of the chassis/safety cage of the vehicle.
- 7.3 All vehicles must have fuel lines which are secured and in good condition. The breather pipe must be fitted with a gravity activated roll-over valve and routed up, across, and down below the fuel tank bottom, so that no matter which way a vehicle is rolled, a portion of the breather pipe will be higher than the tank, thus preventing fuel spillage.
- 7.4 No fuel will be permitted to be carried in loose containers. Refer SSR 318 A [x] k)

8. BATTERIES, LIGHTING, ELECTRICAL.

- 8.1 The battery/ies must be securely fitted. No more than two batteries allowed. The batteries must be fitted inside the safety cage/chassis. Batteries must be covered against damage and short circuits. Acid type batteries fitted in the passenger cabin must be contained in a leak proof box.
- 8.2 All vehicles must have *three* battery isolator switches fitted in obvious positions. *Two switches outside below the windscreen left and right clearly marked* where it is accessible to external rescue personnel. *One switch inside on the instrument panel, clearly marked, within reach of the driver and navigator.* The switches must be wired so that the engine and all electrical ancillaries cuts out when it is operated.
- 8.3 All vehicles must have ignition coils mounted away from fuel lines and fuel pumps.
- 8.4 White lights: All vehicles must have at least one white light of 55 watt (550 Lumen) intensity minimum, visible from the front of the vehicle, fitted and operational throughout the event, to enable the vehicle to be visible to other competitors being approached. Refer SSR 313. This white light may be the production vehicle's own head or driving light/s and must be protected by a cage to prevent it from being displaced. Special Vehicles must have these lights mounted as high as possible, preferably just under roof height, and preferably two lights, one at either side just inside the A-pillar.
- 8.5 Yellow lights: For safety reasons yellow lights are required to be fitted at the rear of all vehicles and be operational for the duration of the event. This provides more visibility in dust during close racing. The lights must be activated by the main battery isolator switch only, and have no other auxiliary isolator switch. The lights must be fitted within 500mm of the vertical centreline of the vehicle and within 300mm of the highest point of the vehicle. Refer SSR 313.
The lights must be placed so that it can be seen from ground level 15 metres from the rear of the vehicle. The following lights define the minimum specification for rear mounted yellow lights in SA Rally-Raid Championship
- 8.5.1 VISIONX Solo Pod LED light series:
i) Prime model, item no XIL-SP120, beam 20° **or**
ii) Solstice model, item no XIL-S1130, beam 30°
Available from **TORRE PARTS** (formerly Control Instruments) at <http://www.torreparts.com/visionx/>
- 8.5.2 Premium Motorbike Spot 10W Available from **Extreme Lights** at
<https://www.extremelights.co.za/collections/motorbike-lights>
- 8.5.3 Lamin-X 20x10cm Mini sheets yellow, to cover the light lens for the yellow colour.
Available from: **Autostyle** at <https://www.autostyle.co.za/lamin-x-20x10cm-mini-sheets-yellow.html>

9. SAFETY BELTS

9.1 Belts:

The wearing of a 5 or 6-point harness is compulsory.

Anchorage points on the shell or the chassis or the cabin or the safety cage: 2 for the lap strap, 2 for the shoulder straps, 1 or 2 for the pelvic strap(s). These belts must comply with MSA GCR 239 as a minimum requirement. FIA homologated seat belts may be specified for certain vehicle classes.

The TC may homologate mounting points on the safety cage when the cage is being homologated, on condition they are tested.

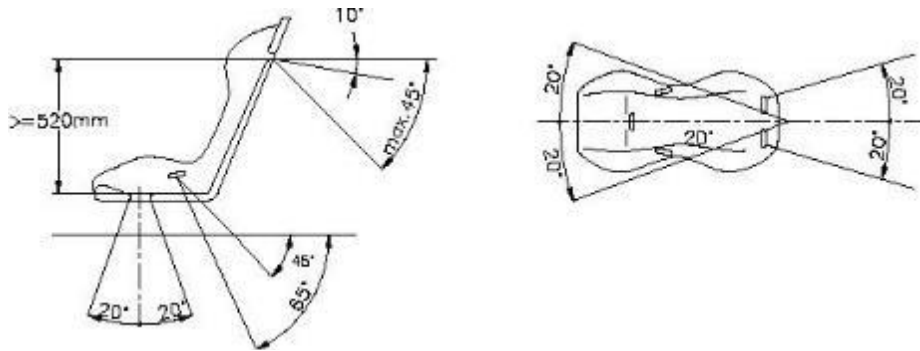
9.2 Installation:

It is prohibited for the seat belts to be anchored to the seats or their supports.

The anchorage points of the series vehicle (Groups T2 and T4) must be used.

If the installation on the series anchorage points is impossible, new anchorage points must be installed on the shell or the chassis or the cabin, a separate one for each strap the furthest rearward as possible for the shoulder straps.

Care must be taken that the straps cannot be damaged through chafing against sharp edges.



The recommended geometrical locations of the anchorage points are shown in Drawing 253-61.

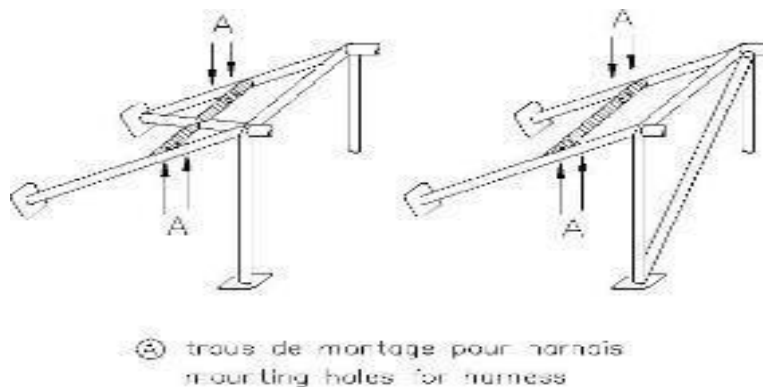
In the downwards direction, the shoulder straps must be directed towards the rear, and must be installed in such a way that they do not make an angle of more than 45° to the horizontal from the upper rim of the backrest (20° from the driver's shoulders in T4), although it is recommended that this angle should not exceed 10°.

The maximum angles in relation to the centre-line of the seat are 20° divergent or convergent (measurement in horizontal projection).

If possible, the anchorage point originally mounted by the car manufacturer on the C-pillar must be used. Anchorage points creating a higher angle to the horizontal must not be used.

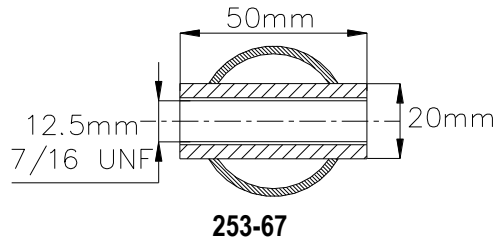
If mounting on the series anchorages is impossible, the shoulder straps may be fixed or leaning on a rear transverse tube fixed to the cage or to the top anchorage points of the front belts.

The shoulder straps may also be fixed to the safety cage or to a reinforcement bar by means of a loop, and may also be fixed to the top anchorage points of the rear belts, or be fixed or leaning on a transverse reinforcement welded between the backstays of the cage (Refer Drawing 253-66).



In this case, the use of a transverse reinforcement is subject to the following conditions:

- The transverse reinforcement must be a tube measuring at least 38mm x 2.5mm or 40mm x 2mm, made from cold drawn seamless carbon steel, with a minimum tensile strength of 350 N/mm².
- The height of this reinforcement must be such that the shoulder straps, towards the rear, are directed downwards with an angle of between 10° and 45° (20° in T4) to the horizontal from the rim of the backrest (or the driver's shoulders in T4), an angle of 10° being recommended.
- The lap and crotch straps must not pass over the sides of the seat but through the seat, in order to wrap and hold the pelvic region over the greatest possible surface. The lap straps must fit tightly in the bend between the pelvic crest and the upper thigh. Under no conditions must they be worn over the region of the abdomen.
- The straps may be attached by looping or by screws, but in the latter case an insert must be welded for each mounting point (Refer Drawing 253-67 for the dimensions).



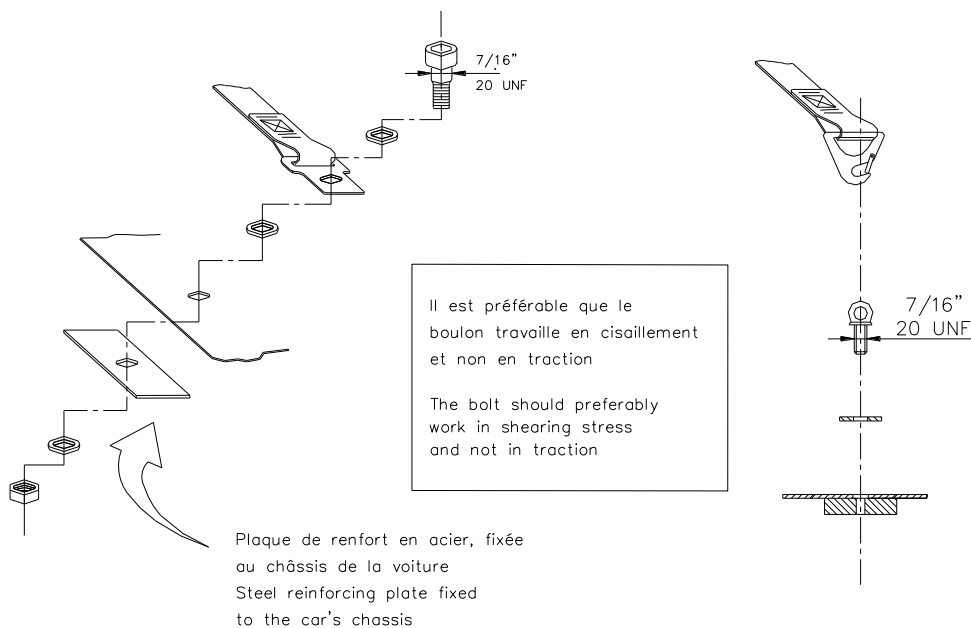
These inserts must be positioned in the reinforcement tube and the straps must be attached to them using bolts of M12 8.8 or 7/16 UNF specification.

Each anchorage point must be able to withstand a load of 1470 daN, or 720 daN for the crotch straps. In the case of one anchorage point for two straps (prohibited for shoulder straps), the load considered must be equal to the sum of the required loads.

For each new anchorage point created, a steel reinforcement plate with a surface area of at least 40 cm² and a thickness of at least 3mm must be used.

9.3 Principles of mounting to the chassis/monocoque:

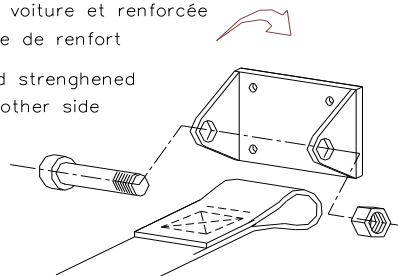
General mounting system: Refer Drawing 253-62



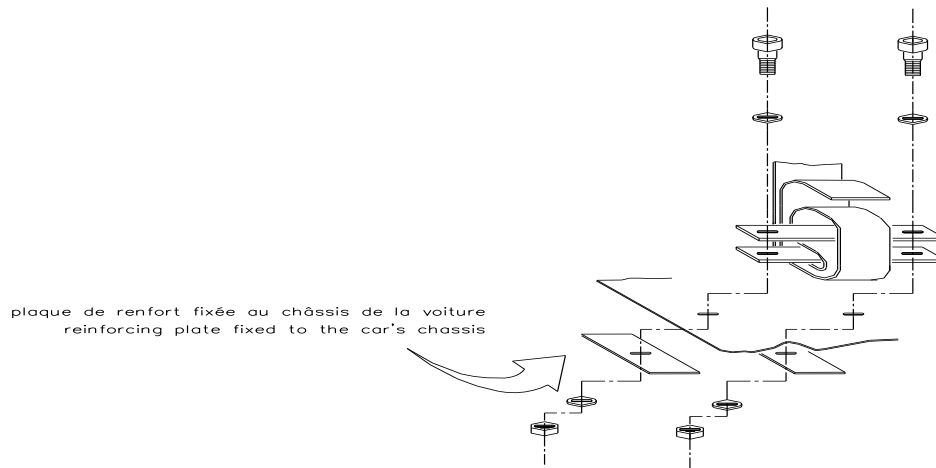
Shoulder strap mounting: Refer Drawing 253-63

plaque fixée au châssis de la voiture et renforcée de l'autre côté par une plaque de renfort

plate fixed to the chassis and strengthened by a reinforced plate on the other side



Crotch strap mounting: Refer Drawing 253-64.



9.4 Use:

A safety harness must be used in its homologation configuration without any modifications or removal of parts, and in conformity with the manufacturer's instructions.

The effectiveness and longevity of safety belts are directly related to the manner in which they are installed, used and maintained.

The belts must be replaced after every severe collision, and whenever the webbing is cut, frayed or weakened due to the actions of chemicals or sunlight.

They must also be replaced if metal parts or buckles are bent, deformed or rusted. Any harness which does not function perfectly must be replaced.

9.5 Note: It is not allowed to mix parts of seat belts. Only complete sets, of proprietary manufacture, may be used.

10. SEATS AND SEAT MOUNTINGS (APP J. ART 253.16).

If the original seat attachments or supports are changed, the new parts must either be approved for that application by the seat manufacturer or must comply with the specifications mentioned below:

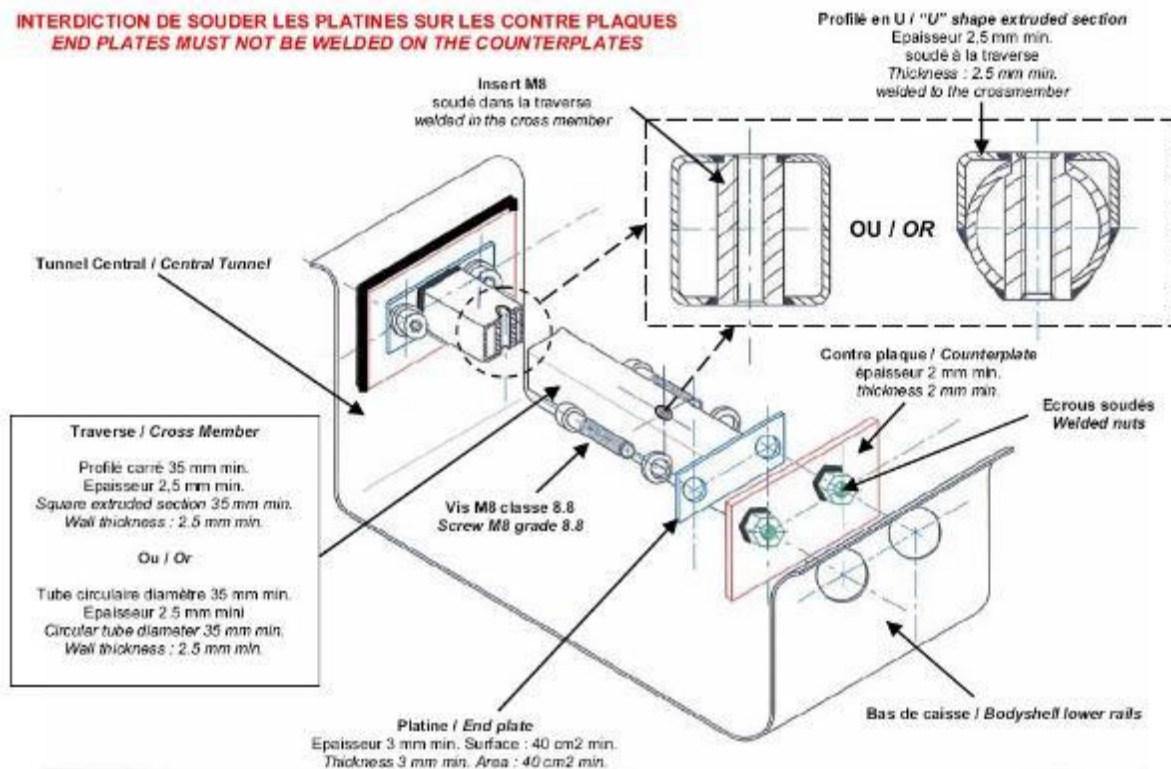
10.1 Anchorage points for fixing the seat supports:

The seat supports must be fixed either:

- on the anchorage points for fixing seats used on the original car
- on the anchorage points for fixing seats homologated by the manufacturer as an Option Variant (in which case the original anchorage points may be removed)
- on anchorage points for fixing seats in conformity with Drawing 253-65B.

The seat supports must be fixed to the anchorage points for fixing seats via at least 4 mounting points per seat, using bolts measuring at least 8mm in diameter.

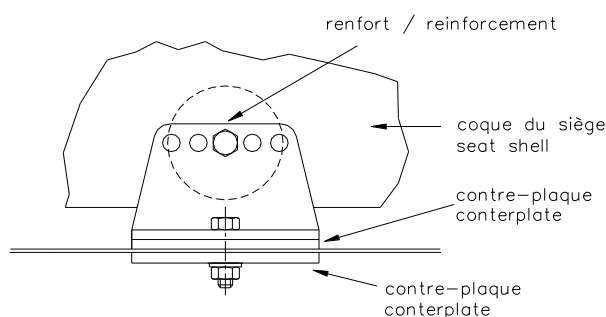
**INTERDICTION DE SOUDER LES PLATINES SUR LES CONTRE PLAQUES
END PLATES MUST NOT BE WELDED ON THE COUNTERPLATES**



253-65B

10.2 FITTING INSTRUCTIONS:

- 1 Drill holes (larger than nut outer diameter) in the body shell lower rail and in central tunnel wall.
- 2 Weld the nuts on the counter plates, then weld these on the body shell lower rail on the central tunnel wall.
- 3 Weld the 2 threaded inserts in the cross member, then weld the endplates at each end of the cross member.
- 4 Fix the assembly through 4 x M8 screws of 8.8 grade which will be screwed in the welded nuts.
- 5 Fixing of the seat supports directly onto the shell/chassis:
Supports must be attached to the shell/chassis via at least 4 mounting points per seat using bolts with a minimum diameter of 8 mm and counter plates, according to the Drawing 253-65.
The minimum area of contact between support, shell/chassis and counter plate is 40 cm² for each mounting point.



253-65

- 10.3** If quick release systems are used, they must capable of withstanding vertical and horizontal forces of 18000 N, applied non-simultaneously. If rails for adjusting the seat are used, they must be those originally supplied with the homologated car or with the seat.
- 10.4** The seat must be attached to the supports via 4 mounting points, 2 at the front and 2 at the rear of the seat, using bolts with a minimum diameter of 8 mm and reinforcements integrated into the seat. Each mounting point must be capable of withstanding a force of 15000 N applied in any direction.
- 10.5** The minimum thickness of the supports and counter plates is 3mm for steel and 5mm for light alloy materials. The minimum longitudinal dimension of each support is 6cm.

10.6 If there is a cushion between the homologated seat and the occupant, the maximum thickness of this cushion is 50mm.
All the occupants' seats must be homologated by the FIA (8855/1999 standard), and not modified. The limit for use is 5 years from the date of manufacture indicated on the mandatory label.
An extension of 2 further years may be authorised by the manufacturer and must be indicated by an additional label.

11. CHASSIS AND SAFETY CAGE.

Refer SSR's Part 2 art 1.4, GCR 239 C and the current FIA Homologation Regulations for Safety Cages.
The proposed Safety Cage specification design approved by the Commission must be constructed to the satisfaction of the TC. The TC may at any time request the CoC to prevent a car starting an event should the Safety Cage be deemed unsafe.

12. VEHICLE SPECIFICATIONS:

GROUP	CLASS	TYPICAL CAR	ENGINE	BOOST/ RESTRICTOR	WEIGHT
Ultimate	T1+ FIA	<i>Hilux 4x4 Ranger 4x4 Century CR7 4x4 Revo 4x4</i> <i>Hilux 4x4 Ranger 4x4 Revo 4x4</i>	<i>3,5 l V6 T 3,5 l V6 T 2,9 l V6 T 3,8 l V6 T</i> <i>5 l V8 4v NA 5 l V8 4v NA 5 l V8 4v NA</i>	<i>Boost as per FIA</i> <i>Restrictors and Torqmeter as per FIA</i>	<i>Weight as per FIA 285 art 11: 2010 kg</i>
	T1+ SA	<i>Hilux 4x4 Ranger 4x4 Century CR7 4x4 Revo 4x4</i> <i>Hilux 4x4 Ranger 4x4 Revo 4x4</i>	<i>3,5 l V6 T 3,5 l V6 T 2,9 l V6 T 3,8 l V6 T</i> <i>5 l V8 4v NA 5 l V8 4v NA 5 l V8 4v NA</i>	MSA BoP	<i>Weight as per FIA 285 art 11: 2010 kg MSA BoP</i>
Adventurer	T1.1 SA	<i>Hilux 4x4 Ranger 4x4 Red-Lined 4x4 Century CR6 4x2</i>	<i>5 l V8 4v NA 5 l V8 4v NA 5 l V8 4v NA 6,3 l pushrod V8 NA or similar</i>	MSA BoP	<i>Weight as per FIA 285: 1850 kg and 1580 kg MSA BoP</i>
	T1.2 SA				
Challenger	Classic	<i>Specials A, P SSR Part 2 Art 12.3.2+3</i>	<i>6,3 l pushrod V8 NA and 5 l 4 valve typical</i>	<i>39 mm</i>	<i>SSR Part 2 Art 3</i>
		<i>Production T SSR Part 2 Art 12.3.4</i>	<i>5 l Gp N 4v NA MSA BoP all</i>	<i>39 mm MSA BoP all</i>	<i>SSR Part 2 Art 3 MSA BoP all</i>
	T3.1	<i>T3-SARR Art 12.3.5</i>	<i>T3-SARR MSA BoP all</i>	<i>T3-SARR MSA BoP all</i>	<i>T3-SARR MSA BoP all</i>
SSV	SxS	<i>SxS-MSA SSR Part 2 Art 12.3.6</i>	<i>SxS-MSA MSA BoP all</i>	<i>SxS-MSA MSA BoP all</i>	<i>SxS-MSA MSA BoP all</i>

NOTES:

1. Competitors contemplating the purchase or construction of a new vehicle for any of the classes must ensure that the specifications and design is acceptable to the SA Rally-Raid Championship and acceptance has been confirmed in writing and signed by both the CEO and the Technical Delegate.
Refer Art 1.4 and 1.7.
2. For safety reasons crews must consist of two persons to compete in National Championship Events.

12.1 GROUP ULTIMATE :

12.1.1 CLASS FIA T1+

- 12.1.1.1 *This class will conform entirely to FIA Group Ultimate T1+ applicable FIA regulations, prescriptions and bulletins in SARRC events. Refer SSR Part 2 art 3.2.9*
- 12.1.1.2 *Penalties for BoP non-conformance to regulations will be applied when FIA confirms a non-conformance trigger as per FIA monitoring. Penalties will be applied as per SSR 318 and GCR 176.*
- 12.1.1.3 *SARRC Sporting Regulations take precedence in SARRC events, unless a specific regulation directs differently.*
- 12.1.1.4 *For SARR Championship events it will be compulsory to provide a separate password-locked data logger compartment for the TC. ECU race data must be made available to the TC when requested.
Refer SSR 3.2.4*
- 12.1.1.5 *It is compulsory to fit the SARRC RallySafe tracker, GARMIN GPS as well as the iCam AD Plus 2.0 on-board camera strictly as per instructions. All have to be operational for the entire event. Refer SSR 318 A [viii]*
- 12.1.1.6 *Cars entered in the FIA class must have FIA certified Safety Cage documents. If the car will only be entered in SA Rally-Raid events, the FIA sticker will not be necessary. An FIA Technical Passport will not be necessary, but a SA Rally-Raid Technical Passport must be fully completed and maintained. Properly legible prints will be accepted at events to preserve the originals.*
- 12.1.1.7 *SARRC exceptions to the FIA regulations will be the following:*
 - i) *Wheels and Tyres will be according to FIA Art 285.11.6 but the FIA Sporting Regulations Art 10.1 and 10.7 will not be applicable.*
 - ii) *Fuel: AMTEC 102 octane fuel may be used as an alternative to FIA Art 252.9.1 Control fuel samples may be taken by the TC.*

12.1.2 CLASS SA T1+

- 12.1.2.1 *This class will conform to FIA Group Ultimate T1+ technical regulations, prescriptions and bulletins in SARRC events. Balance of performance will be applicable as per SSR Part 2 art 3.2.10*
- 12.1.2.2 *Balance of Performance target will be 280 kW at the driven wheels.*
- 12.1.2.2 *Penalties for BoP non-conformance to regulations will be applied as per SSR 318 and GCR 176.*
- 12.1.2.3 *SARRC Sporting Regulations take precedence in SARRC events.*
- 12.1.2.4 *For SARR Championship events it will be compulsory to provide a separate password-locked data logger compartment for the TC. ECU race data must be made available to the TC when requested.
Refer SSR 3.2.4*
- 12.1.2.5 *It is compulsory to fit the SARRC RallySafe tracker, GARMIN GPS as well as the iCam AD Plus 2.0 on-board camera strictly as per instructions. All have to be operational for the entire event. Refer SSR 318 A [viii]*
- 12.1.2.6 *It is compulsory to complete a SA Rally-Raid Technical Passport and have this available at all events. It must be fully completed and maintained. Properly legible prints will be accepted at events to preserve the originals.*
- 12.1.2.7 *SAARC exceptions to the FIA regulations will be the following:*
 - i) *Wheels and Tyres will be according to FIA Art 285.11.6 but the 2025 FIA Sporting Regulations Art 10.1 and 10.7 will not be applicable.*
 - ii) *Fuel: AMTEC 102 octane fuel may be used as an alternative to FIA Art 252.9.1 Control fuel samples may be taken by the TC.*

12.2 GROUP ADVENTURER:

12.2.1 CLASS SA T1.1 and SA T1.2

- 12.1.2.1 *This class will conform to FIA Group Ultimate T1.1 technical regulations, prescriptions and bulletins in SARRC events. Balance of performance will be applicable as per SSR Part 2 art 3.2.10*
- 12.1.2.2 *Balance of Performance target will be 250 kW at the driven wheels. Fuel as per SSR Part 2 art 211*
- 12.1.2.3 *Penalties for BoP non-conformance to regulations will be applied as per SSR 318 and GCR 176.*
- 12.1.2.4 *SARRC Sporting Regulations take precedence in SARRC events.*
- 12.1.2.5 *For SARR Championship events it will be compulsory to provide a separate password locked data logger compartment for the TC. ECU race data must be made available to the TC when requested. Refer SSR 3.2.4*
- 12.1.2.6 *It is compulsory to fit the SARRC RallySafe tracker, GARMIN GPS as well as the iCam AD Plus 2.0 on-board camera strictly as per instructions. All have to be operational for the entire event. Refer SSR 318 A [viii]*
- 12.1.2.7 *It is compulsory to complete a SA Rally-Raid Technical Passport and have this available at all events. It must be fully completed and maintained. Properly legible prints will be accepted at events to preserve the originals.*

12.3 GROUP CHALLENGER:

12.3.1 GENERAL REGULATIONS:

- 12.3.1.1 A Special Vehicle is defined as a space frame tubular chassis vehicle with 4x2 transmission or a Side x Side Vehicle with 4x2 CVT or 4x4 CVT transmission.
- 12.3.1.2 Production vehicles: Vehicles belonging to a production-series family of cars distinguishable by a specific concept and external general lines of the bodywork and by an identical mechanical construction of the engine and the transmission to the wheels. To qualify as a model, the vehicle should have been produced and sold in commercial dealer outlets in South Africa. Bodywork variations concerning number of doors, hatchback or boot are permitted and will be considered to be of the same model range. The model must be specified.
- 12.3.1.3 Re-engined vehicles with engines complying to Art 12.6.1.1 will be allowed with the written permission of the SA Rally-Raid Championship.
- 12.3.1.4 Any form of aerodynamic device or variation in body shape that may be construed as an aerodynamic device to provide extra down force or decrease drag is not allowed.
- 12.3.1.5 Skid plates may be added to protect steering, suspension, engine, transmission, diff housings and fuel tanks. These skid plates may only be made of steel, aluminium alloy or composite.
- 12.3.1.6 *Windscreen protection devices :
For the sole purpose of protecting the windscreen from damage caused by branches of shrubs and trees, deflector bars or cables may be added between the upper front corner of the front fender and the top of the "A" pillar. The device must be bolt-on from the outside of the vehicle. Optionally it may include additional supports. The device must be manufactured exclusively using steel components.
This regulation is optional and applicable to all vehicles governed by the SARR SSR's.*
- 12.3.1.7 No racing vehicle may have any forward or rearward protruding metal parts past the front and rear most transverse metal structure.
- 12.3.1.8 Vehicles must be fitted with sturdy towing eyes front and rear, in a visible and accessible position, painted red or orange.
- 12.3.1.9 Side protection bars may be added provided they do not protrude past the overall width of the vehicle.
- 12.3.1.10 Mud flaps fitted to competing vehicles may be fitted behind the front and/or rear wheels only, and may not be wider than 40cm and must be more than 100mm above the ground stationary, ready to race.
- 12.3.1.11 Materials:
 - i) Titanium or magnesium materials are not allowed, unless they are fitted as standard parts on Commission Approved (CA) assemblies.
 - ii) Carbon fibre and Kevlar materials are not allowed other than for specific aesthetic use only, e.g.

one layer for dashboard panels, air cleaner assemblies, air ducts, selected body panels. Multi layers of Kevlar may be used for genuine stone protection areas.

- 12.3.1.12 Air cleaner system free and position free. Should air be passed through the passenger compartment only a pipe with a maximum diameter of 110mm may be used.
- 12.3.1.13. Additional fluid coolers may be added for engine oil, transmission oil, differential oil and power steering fluid.
- 12.3.1.14 The use of well-designed and manufactured steering multipliers is allowed on any Cross Country Racing vehicle..
- 12.3.1.15 A standard production homologated safety glass windscreen must be used. All other glass may be replaced with polycarbonate material, Lexan F2000 sheet or equivalent, minimum thickness 3 mm. Refer SSR Part 2 Art 5. It must be possible to remove the side windows or doors without tools, to allow the crew to escape in an emergency. Driver and navigator must be able to exit the vehicle unaided within 7 seconds on either side of the vehicle.
- 12.3.1.16 No traction-, launch- or vector control, ABS, electronically controlled active suspension, or any closed-loop electronic control system whatsoever, except engine management, may be used. No pneumatic or hydraulic suspension allowed, only mechanical. Steering must be direct mechanical with hydraulic or electrical assistance.
- 12.3.1.17 An on-board tyre “deflation/inflation system” is not allowed.
- 12.3.1.18 An on-board vehicle jacking system is not allowed.
- 12.3.1.19 Telemetry is not permitted, but on board data logging is allowed.
- 12.3.1.20 Fasteners used throughout the vehicle are free. Ferrous materials only.
- 12.3.1.21 On-board fire protection system is recommended for all vehicles competing in this group. Refer Art 6.
- 12.3.1.22 The use of electronic devices for communication (two-way radios/cell phones/intercoms) purposes are allowed. Only RallySafe and the SA Rally-Raid specified GPS will be allowed for route finding.
- 12.3.1.23 The vehicle shall be constructed to accommodate a crew of two.
- 12.3.1.24 All spare wheels must be securely fastened when on the vehicle. A minimum of two spare wheels must always be on board.
- 12.3.1.25 Tyres for class T must be from the Commission Approved list, but the number is free
- 12.3.1.26 The safety cage, body and cockpit of the vehicle must be built so that it is possible to allow the crew to escape in an emergency. The crew must be able to exit the vehicle unaided within 7 seconds on either side of the vehicle. The Technical Delegate may request test runs to prove this.
- 12.3.1.27 Fuel, Refer SSR Part 2 art 2.11 Fuel tanks must have sufficient capacity to complete 220 kilometres of racing.
- 12.3.1.28 Speed limits: A general speed limit will be applicable to all classes in all events. The maximum speed for Classic and T3.1 Vehicles will be 170 km/h and for Side X Side vehicles it will be 140 km/h. These speed limits may not be exceeded. Refer SSR Part 1 308 [iii] and SSR 318 A [ii] a)

12.3.2 CLASS CLASSIC - A

Special vehicles - two wheel drive, engine not exceeding 6300 cc, NA.

- 12.3.2.1 There are no restrictions on chassis or suspension in this class, but art 12.3.1 takes precedence.
- 12.3.2.2 The body fitted to a vehicle competing in this class may not resemble a body fitted to a production vehicle, and shall not display any current production vehicle brand name. No obvious aerodynamic assistance will be allowed.
- 12.3.2.3 **Engines:**
All engines must be registered in the Technical Passport. New engines must be commission approved. Only normally aspirated (NA), standard Gp N petrol engines with capacity not exceeding 6300 cc will be allowed.
Engines not complying with the regulations may be allowed to run under deviation with balance of performance applied.
- 12.3.2.4 Commission Approved engines:
Chevrolet LS 3 crate engine, part no. 19369326, max capacity 6162 cc, max compression ratio 10,7:1, standard inlet manifold and throttle body. No engine modifications allowed.
- 12.3.2.5 Exhaust manifold and systems are free, but must be made from steel, and conform to Art. 4.

12.3.2.6 **Transmission:**

Vehicles are restricted to two wheel drive. Gearbox and other drive details are free, but must be mechanical engine to wheel. No electrical, pneumatic or hydro-static drives are allowed. Torque converters are allowed.

12.3.3 **CLASS CLASSIC - P**

Special vehicles - two wheel drive, engine not exceeding 4300cc, NA.

12.3.3.1 There are no restrictions on chassis or suspension in this class, but art 12.3.1 takes precedence.

12.3.3.2 The body fitted to a vehicle competing in this class may not resemble a body fitted to a production vehicle, and shall not display any current production vehicle brand name. No obvious aerodynamic assistance will be allowed.

12.3.3.3 **Engines:**

All engines must be registered in the Technical Passport. New engines must be Commission Approved (C.A.)

Only normally aspirated (NA), standard Gp N petrol engines with capacity not exceeding 4300cc will be allowed.

12.3.3.4 Commission Approved engines:

- Gp N standard, normally aspirated, 6 cylinder petrol engines with a cubic capacity of not greater than 4300cc. The engine must originate from any production car or commercial vehicle that is available from retail outlets in South Africa, and the engine must be clearly recognisable as such.
- engines must retain the original unmodified intake manifold. The throttle body is free but must retain the standard throttle valve diameter. It may be converted from fly by wire to mechanical operation and vice versa.
- The fitting of a Gp N standard 4000cc Lexus engine 1UZ-FE V8 engine and the Gp N std 4300 cc Lexus 3UZ-FE V8 engine is allowed.

12.3.3.5 Exhaust manifold and systems are free, but must be made from steel, and conform to Art. 4

12.3.3.6 **Transmission:**

Vehicles are restricted to two wheel drive. Gearbox and other drive details are free, but must be mechanical engine to wheel. No electrical, pneumatic or hydro-static drives are allowed. Torque converters are allowed.

12.3.4 **CLASS CLASSIC - PRODUCTION T**

Production vehicles - 4x4, engine not exceeding 5000 cc, NA.

Engines:

- 12.3.4.1 - all Class T Vehicles must be fitted with Group N specification engines only.
- normally aspirated (NA) petrol engines, capacity not exceeding 5020cc.
 - all normally aspirated engines must retain the original inlet manifolds and throttle bodies as per Group N specification. The inlet manifolds must remain unmodified. The addition of a spacer, maximum thickness 70 mm, between the inlet manifold and the cylinder head is allowed. All unused apertures must be sealed completely. No breather systems allowed in between the restrictor and the cylinder head.
 - Electronic throttle bodies may be converted to mechanical actuation and vice versa, but the air passage and butterfly valve sizes must remain original.
- 12.3.4.2 Exhaust systems are free, but must be made from steel, and conform to Art. 4.
- 12.3.4.3 Engine position. The intersection of the front face of the cylinder block and the crankshaft centreline must be more than 100 mm forward of the front axle centreline. Engine height to be governed by the Commission Approved front differential housing mounted generally on the front axle centreline, and the engine mounted over this differential. See Addendum 3.
- 12.3.4.4 Modifications allowed to external engine ancillaries:
- Exhaust manifolds for normally aspirated engines and exhaust systems are free but must be made from ferrous material. Refer Art 4.

- Flywheel to be original, or made of ferrous material only, otherwise free.
- Engine mountings free. The attachment of the mountings to the engine block must be to the standard position.
- Engine management system free. The use of a gear cut system (engine cut to aid gear change) is authorised. Refer Art 12.5.10
- All unused external bolt-on ancillaries may be removed from the engine e.g. air conditioner pumps, heater pipes, etc.
- 12.3.4.5 Power steering pumps and alternator as well as their brackets/mountings free.
- Transmission/Driveline:**
- 12.3.4.6 **GENERAL:**
Only 4x4 drivelines are allowed. Mechanical drive only. No electric, hydraulic, pneumatic drives allowed. Hydraulic torque converters allowed.
- 12.3.4.7 **Gearbox**
 - free from the marque with production ratio's only, or
 - Commission Approved gearbox. Refer C.A. list. Ratios are free.
- 12.3.4.8 **Transfer gearbox (4 WD)**
 - free from the marque with internals free, or
 - Commission Approved transfer gearbox. Refer C.A. list.
- 12.3.4.9 **Clutch**
Twin plate clutches may be used, no carbon components are allowed.
- 12.3.4.10 **Front Axle/Differential assembly (4WD)**
 - original units may be retained, internal components free, or
 - Commission Approved front axle/differential assembly.
- 12.3.4.11 **Rear Axle/Differential assembly**
 - original units may be retained, internal components free, or
 - Commission Approved beam rear axle/differential assembly. Ratio free.
- 12.3.4.12 **Prop shafts**
 - free, ferrous material only.
- 12.3.4.13 **Constant Velocity Joints (CV)**
 - original CV joints, or
 - outer and inner CV joints Commission Approved.
- 12.3.4.14 **Driveshafts**
 - free, ferrous material only.
- 12.3.4.15 **Brake System**
 - Original brake system may be used in its entirety, or
 - A racing pedal box system is authorised. The front-rear brake force balance may only be changed manually via a cable connected to the "balance bar" in the pedal box, turned by hand by the driver or navigator. No ABS or similar electronic control systems allowed.
 - The original hand brake system may be removed. The fitting of a hydraulic hand brake system is authorised.
 - Front disc - original equipment, or Commission Approved production based.
 - Front brake caliper - original equipment, or Commission Approved production based.
 - Rear disc - original equipment, or Commission Approved production based.
 - Rear brake caliper - original equipment, or Commission Approved production based.
 - Friction material – free. No carbon discs.
 - Equal hydraulic pressure on the same axle a requirement.
 - No water cooling systems for brakes allowed.
- 12.3.4.15 **Suspension**
Refer addendum 1, 2 & 3.
- 12.6.4.16 **General:**
 - Closed loop control systems – electric, pneumatic or hydraulic that result in interconnecting front to rear or left to right, or adjust spring and damping parameters, or adjust ride height, are not allowed.
 - No adjustments may be made from the crew cab. Only adjustments allowed will be directly on the suspension with the vehicle stationary.
 - Suspension travel limited to 250mm for independent suspension, measured at the wheel centre, or

300mm for beam axle measured at the wheel centre with axle horizontal. Refer Art 2.6.

- The wheelbase for all vehicles competing in the class will be 2975mm, ± 100 mm. The x- position of the front axle is free, respecting Art 12.3.4.10, Addendum 2 and the minimum reference ground clearance of 300mm under sump guards. The x - position of the rear axle is determined by the wheelbase and the position of the front axle.

- The track may be increased so as to fit inside the 2 metre wide bodywork.

- Suspension bush medium – free, including ball joints, Uniball/'rose' joints.

- The springs and dampers must act directly on either the suspension control arm, axle or upright/knuckle. No rocker systems will be allowed.

12.3.4.17 **Springs**

- Suspension springs are free, respecting Art 12.6.7

12.3.4.18 **Suspension dampers**

Must be stand-alone mechanical/hydraulic/gas damper only.

- Valving is free.

- Number and location is free.

12.3.4.19 **Anti-roll bars**

- Only one anti-roll bar per axle is permitted.

- The adjustment of the anti-roll bars from the cockpit is forbidden.

- The anti-roll bar systems must be exclusively mechanical, with no activation or de-activation possible from the crew compartment, or with the vehicle moving.

- Any connections between front and rear anti-roll bars are forbidden.

12.3.4.20 **Suspension knuckle/upright**

- original or Commission Approved. If Commission Approved, the suspension knuckle/upright and wheel bearing/hub assemblies must be interchangeable left to right, bolt-on brackets excluded.

12.3.4.21 **Control Arms, front**

- The lateral distance between the left and right lower control arm mounting points may not be less than 550 mm measured horizontally from left rotation centre to right rotation centre.

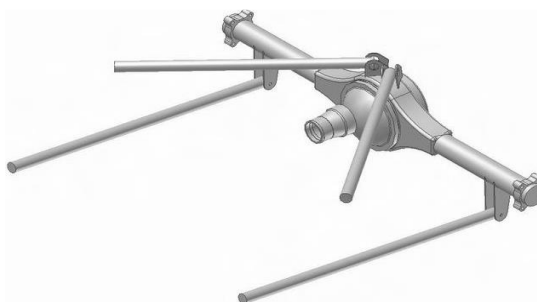
- The longitudinal and vertical position is free, respecting Addendum 2.

- The lateral distance between the left and right upper control arm mounting points may not be less than the actual lateral distance between the lower control arms as measured between rotation centres. The longitudinal and vertical position is free.

- Control arms may be manufactured from ferrous material only, otherwise free.

12.3.4.22 **Live Rear Axle**

All Class T vehicles must be converted to a live rear axle system, regardless of the original arrangement fitted to the vehicle selected. Live rear axles must be modified to a 4 link system with coil springs and telescopic dampers. The upper arms of the system shall be A-arm type only. The upper A-arm and lower arms are of free design, but ferrous materials only may be used. The only area that this suspension system may occupy is 1.2 metre ahead of the new rear axle centre line and 250mm behind the new axle centre line and one metre above the ground at the specified ride height of 300mm.



12.3.4.23 **Steering**

- The original steering system may be used.

- A Commission Approved steering system may be used.

- On all units, the rack and tube may be shortened.

- Track rods, steering arms and joints are free.

- If the steering column shaft used is not a standard production unit, a design verification for the

component used must be produced with the vehicle for first scrutineering. Ample provision must be made for allowing the column and shaft to telescope or deflect away from the driver in the event of a frontal impact.

12.3.4.24 Wheels, Rims and Tyres

- The use of magnesium wheels is not permitted. Steel or aluminium is the only materials authorised.
- The Commission reserves the option to specify a control tyre by make, type and size.
- Maximum tyre diameter is 810mm. Maximum tyre size is 235/85R16.

12.3.4.25 Body and Chassis

Refer Addenda 1, 2 & 3 and Art 1.5.

12.3.4.26 The chassis must either:

- derive from a chassis (or monocoque body) of a car produced in a quantity greater than 1000 per year (FIA or MSA approval required). In this case, the chassis/monocoque may only be modified in accordance with all the requirements in Part 2: Classification and Vehicle Specifications.
- or be a steel tubular frame chassis incorporated in the safety cage in accordance with SSR Part 1 Articles 9, 10 and 11.

12.3.4.27 The body of the vehicle must be from the model range of the make of vehicle specified in the Technical Passport. The standard body profile side view proportions from the front of the grille, bonnet and fenders to the rear of the crew cab and to the rear of the load body must be retained. The same applies to the plan view, front view and rear view. The modifications are allowed in the spirit of retaining the production vehicle appearance, i.e. The standard body profile proportions must be retained:

- a) The standard windscreen aperture and rake must be maintained.
- b) The standard headlights and radiator grille to be retained and mounted in standard lay-out.
- c) The horizontal distance from the base of the windscreen to the front edge of the bonnet, may not exceed the standard vehicle dimension. To be measured on the vehicle centreline, with the sills set level.
- d) The vertical distance between the base of the windscreen and the horizontal centre of the headlight/grille assembly may not be less than the standard vehicle dimension. To be measured on the vehicle centreline, with the sills set level.
- e) The front and rear overhang dimensions are 660 mm minimum, and has to be maintained over a minimum lateral distance of 500mm around the centreline of the vehicle (250mm each side). The front and rear departure angles are free.
- f) The front bumper, bonnet and fenders may be modified respecting a), b), c), d) and e), and must blend in with the windscreen, headlights and grille in their original orientation to maintain the production vehicle appearance in standard body proportions.
- g) The three (side-, plan-, rear-) profiles of the cab and load body must reflect the profile proportions of the \ production vehicle.
- h) The width and height of the crew cab may be increased from standard to comply with the FIA regulations with the specific written permission of the Commission President.
- i) The crew cab may be original steel modified, or remanufactured in fiberglass composite with one covering layer of Carbon Fibre only for aesthetic purposes.
- j) The front doors must remain in the original production material or may be made of composite material, but must be of the original shape and size and be fitted to the racing vehicle using the original steel hinges with all the steel bolts in their original positions bolted onto the steel chassis frame. The original door locks must be retained, opening from inside and outside. Window winding mechanisms may be removed. The doors must still provide sufficient protection for the occupants in the case of an accident.
- k) Should the space below the floor of the crew cab be utilised for components and storage, the sills may be extended from the floor level downwards and laterally not wider than the maximum vehicle width of 2000mm blending into the wheel arch extensions.
- l) The standard doors may be shortened at the bottom by up to 200mm, to accommodate the larger cab sills, respecting paragraph j) and remaking the bottom portion of the door frame in steel.
- m) All window openings other than the cab rear window must be retained in their original position and be of the original size and shape. These windows other than the front door windows may be transparent, open or opaque.

- 12.3.4.28 The maximum width of the vehicle is 2 meters, excluding the rear view mirrors. The wheel arches and the cab sills may be extended to this maximum of 2 meter overall width by the use of fender flares and laterally extended sills. The wheel arches may be repositioned to accommodate the wheelbase and overhang specified. Seen in vertical projection, the body work must cover at least 120° of the upper circumference of the wheels situated above the wheel axis as viewed from the side. This width measurement must be checked with the ride height set at 300mm measured at the front under the sump guard, and the sills level. Refer Addendum 1.
- 12.3.4.29 Two air vents or two bulges to accommodate approved under-bonnet modifications, may be added to the bonnet of a racing vehicle, however, these may not protrude more than 50mm above the modified base profile of the bonnet.
- 12.3.4.30 -Air ducting to rear mounted water radiators may be fitted on the passenger cabin roof, but should follow the roof line to maintain the profile of the cabin. These additions are subject to the specific approval of the Commission in writing through the Technical Delegate.
-Vents or scoops may be added to the cabin roof for the purpose of providing ventilation for the driver and navigator. These vents must be blended to fit the roof profile.
-The original body work sheet metal and hardware, onto which the headlights, radiator, and grille is mounted, may be removed and replaced with a fabricated structure designed to perform the same function, providing none of the other provisions in these regulations are contravened and the finished vehicle retains its original outward appearance.
- 12.3.4.31 The firewall between the engine compartment and the passenger compartment, along with the floor of the passenger compartment and the tunnel, which forms part of the floor, may be removed and refabricated in order to accommodate authorised non-standard components, respecting Articles 9 Safety Belts and 10 Seats and Seat mountings, and providing none of the other provisions in these regulations are contravened and the finished vehicle retains its original outward appearance. The new tunnel, floor and firewall may be fabricated from steel or composite. A single layer of carbon will be allowed on the top side of the tunnel, floor and firewall for aesthetic purposes. The Technical Delegate reserves the right to drill a 30mm hole with a hole saw in a place of his discretion to analyse the composition of the components.
- 12.3.4.32 The production dashboard may be retained or remade in a similar shape and size in an alternative material which is non-metallic. All other trim should be removed.
- 12.3.4.33 Competitors intending to convert station wagons, SUV's, panel vans etc. must obtain the prior approval of the Commission through the Technical Delegate, and be briefed on the Commission's specific interpretation of the class T rules and how they will apply to such vehicles.
- 12.3.4.34 The floor pan behind the crew may be cut and modified or remade to accommodate the fuel tank. The fuel tank and fuel lines must be separated from the cockpit by a liquid and fireproof bulkhead. Refer Art 7.
- 12.3.4.35 **Fuel System**
-Refer Art 7.
-The fuel tank size is free.
-Fuel feed pumps are free.
-Fuel coolers of the air to fuel type are authorised in the return lines.
- 12.3.4.36 **Electrical System**
-Refer Art 8.
-Battery size, type and location – free.
-Wiring harness - free.
-Lights - Refer Art 8.
- 12.3.4.37 **Cooling System**
- 12.3.4.38 -The engine cooling water radiator/s and position is free. The addition of electric water pumps to aid water cooling and the addition of ducting components to improve airflow through the radiator is authorised.
-Transmission coolers – free.
-Power Steering coolers – free.
-All coolers must be housed within the standard bodywork profiles. Minimal cutting of internal bodywork only is allowed to accommodate the fitting of these systems.

12.4 GROUP CHALLENGER - CLASS T3.1:

Special vehicles - FIA T3.1

12.7.1 This class will conform to **Class T3.1**, Lightweight Prototype Cross-Country Vehicles to App J Art 286

SARRC retains the right to apply BoP and cost saving measures.

12.8 GROUP SSV - CLASS SxS MSA:

Special vehicles - SxS-MSA

This Group will conform to **Class 4** which consists of SxS-MSA regulation vehicles.

The SxS class will use "G" numbers to be obtained from Charmaine Fortune (082 991 0011).

12.8.1 GENERAL REGULATIONS.

12.8.1.1 SSR 12.8 must be read in conjunction with the SA Rally-Raid Championship SSR's Parts 1, 2 and art 12.3.1 which takes precedence where included.

12.8.1.2 Balance of Performance

The classes may be subject to Balance of Performance measures. The parameters turbo boost, intake restrictors, race weight, maximum engine rpm, but not limited to will be used to control performance parity. Refer SA Rally-Raid Championship SSR's Part 2: art 3.

12.8.1.3 Crew

The vehicle shall always race with two crew members appropriately licensed by MSA.

12.8.1.4 Maximum speed

The maximum speed shall be limited to 140 km/h. The onus is on the competitors to set their ECU speed limits to the maximum allowed, with a safe margin. Refer SSR's Part 1: SSR 308 [iii].

12.8.1.5 Weight

The minimum weight shall not be less than 900 kg when weighed at any time during the event. Weighed with one spare wheel. For method of weighing, refer SA Rally-Raid Championship SSR's Part 2 art 3.1.

12.8.1.6 Number Board

All vehicles must bear the MSA allocated competition numbers on the number panels as detailed in Part 1: SSR 301 [iii]. A durable competition number panel 250(h) x 350(w) mm must be permanently fitted high on both rear sides of the vehicle where it is clearly visible to marshals and spectators. The panel must be protected against branches sweeping the side of the vehicle. The onus is on the competitor to ensure that the competition numbers are always visible and legible.

12.8.2 TECHNICAL REGULATIONS: Special vehicles - SxS-MSA

12.8.2.1 Vehicles

The Production Recreational Vehicle class consisting of mass produced four-wheeled SxS vehicles, commercially available, imported by recognised vehicle importers.

Main vehicle dimensions based on T3/T4:

- The maximum width of the bodywork without rear view mirrors and/or spare wheels: 1900 mm.
- Wheelbase: that of the reference vehicle ± 50 mm.
- Front and rear axle width measured at vertical wheel centre not to exceed: 1900 mm.
- Front and rear overhangs: identical to the reference vehicle ± 50 mm (spare wheels, mudflaps and their supports not included).

12.8.2.2 Engine

- Naturally aspirated or turbo, petrol or diesel, engines.
- The engine shall be the OEM unit from the applicable vehicle, mounted in the standard position.
- The engine mountings may be reinforced.
- The engine shall be in standard OEM Gp N trim. Refer SA Rally-Raid Championship.

SSR's Part 2: art 2.1

- The engine fuel and breathing system:

- i) The Can-Am ECU may be used, or any single ECU which is freely commercially available over the counter or from a widely published catalogue.

ii) The fuel injection system, injectors, fuel rail, high pressure fuel pump, fuel pressure regulator, pipes must remain standard 2020 OEM. Older cars may be updated to the 190hp 2020 injector and high pressure fuel pump. 2017 to 2019 CanAm injector part no: 420874845. 2020 to 2021 CanAm injector part no: 20874858 2017 CanAm fuel pump part no: 709000836. 2020 CanAm fuel pump part no: 709001057.

iii) The CanAm specified maximum fuel pressure is 450 ± 14 kPa. The pressure regulator is an integral part of the fuel pump, and may not be modified. There may be no connection between the fuel pressure regulator and the inlet manifold or anywhere else. No additional pumps, regulators, accumulators, etc., will be allowed in the fuel system. A connection point for a fuel pressure gauge must be provided on the fuel rail or fuel lines as required by the TC. No water, gas or any substance may be injected into the engine air intake at all. Only clean atmospheric air. The inlet manifold and throttle body assembly must remain standard OEM. Throttle valve diameter is 46mm. A commercially available catalogue replacement steel manifold with similar tube lengths and diameters as the OEM manifold may be used. The replacement manifold must bolt straight on to the cylinder head and the throttle body without any modifications.

vi) Turbochargers:

Pre-2020 cars may be upgraded to the 2020 190 hp specification Rotax turbocharger which may not be exceeded.

Specification 2020 OEM Rotax turbocharger:

Rotax part no: 893733

- compressor wheel:
 - inducer diam. 36,4mm
 - exducer (taper tip) diam. 39,6mm
 - number of blades 6
- compressor housing:
 - inlet diam. (smallest) 37,5mm
 - outlet diam. tba.
- turbine wheel:
 - inducer diam. tba.
 - exducer diam. tba.
 - number of blades. 11.
- turbine housing:
 - inlet diam. (smallest) tba.
 - outlet diam. tba.

The Standard OEM Rotax turbocharger may be repaired to the following specification from Stallion Turbo's, Hercules, Pretoria. Repair may only be done after damage inspection and written approval by the SA Rally-Raid Technical Delegate.

Specification Stallion refurbished Rotax turbocharger:

- compressor wheel, 11 blade:
 - inducer diam. 40,0 mm
 - exducer (taper tip) diam. 54,5 mm
 - exducer (base) 50,1 mm
- compressor inlet housing diam. 41,0 mm
- turbine wheel and housing. t.b.a.
- Holes drilled for sealing, refer SSR's Part 2: art 3.2.7
- All engine management sensors must be standard OEM, functional and operational. The following sensors may be added in addition: 3 temperature; 1 pressure; 1 fuel level.
- Cooling system water radiators may be upgraded and relocated.
- Original OEM standard oil cooler must be used. Water and oil lines may be changed for relocation, but diameters may not change.
- Air ducting and air fans may be changed or added.
- Fuel cooling not allowed.
- Charge air cooler single OEM standard. Upgrade to single 2020 CanAm charge air cooler will be allowed. Part no 07800840. It is allowed to remove the plastic header tanks of the above specified charge air cooler and replace with suitable fabricated aluminium tanks, retaining the

OEM inlet and outlet tube diameters.

- OEM water pump to remain in place, unmodified and operational. Additional pumps may be added externally from the engine in the lines.
- Air filter and ducting is free upstream of the throttle body (NA) or upstream of the turbo inlet.
- Exhaust system. Free after turbo. Exhaust exit must be horizontal or slope upwards, not protrude beyond the vertical projection of the car, be higher than 500 mm from ground level.

Refer SSR's Part 2, Art 4.

12.8.2.3 **Transmission / Drive Line**

- Drive 2x4 or 4x4.
- The gearbox, differentials, propshaft and installation shall be the standard OEM units from the applicable vehicle, mounted in the standard OEM position. Mountings may be reinforced. The driveshafts are free, but must be steel, and must fit into the standard driveline without any modifications to the rest of the driveline.
- The CVT belts are free, but must be commercially available from a dealer catalogue. The ratio shift parameters may be modified. Clutch discs may be upgraded with parts from a series vehicle or from a catalogue of commercially available competition parts. Additional cooling air to the CVT may be provided.

12.8.2.4 **Braking System**

The braking system is free, provided that:

- it is activated and controlled only by the driver.
- it includes at least two independent circuits operated by the same pedal. Between the brake pedal and the calipers, the two circuits must be separately identifiable, without any interconnection other than the mechanical braking force balancing device, which may be a balance bar or the OEM tandem dual piston master cylinder.
- the pressure is identical on the wheels of the same axle.
- the calipers must come from a series vehicle or from a catalogue of commercially available competition parts with a maximum of 4 pistons.
- the discs must come from a series vehicle or from a catalogue of commercially available competition parts. The maximum diameter may not exceed 330 mm.
- if standard vehicle is fitted with hand brake it should stay, as well as actuation system, without modification.

12.8.2.5 **Electrical System**

The electrical system is free provided it complies with the safety standards as required in the road ordinance and SA Rally-Raid Championship SSR's Part 2: art 8.

12.8.2.6 **Suspension and Steering**

- The suspension stroke at the wheel centre is limited at 560 mm (front) and at 610 mm (rear).
- The suspension arms are free, but must fit in the standard chassis mounting points without any modifications, and must be the same length from pivot point to pivot point, i.e. no geometry changes.
- Uprights, wheel bearings and hubs must be OEM from the standard vehicle, or from a catalogue of commercially available competition parts. **Suspension pivot points must remain in the OEM standard position.** Billet upright assemblies manufactured and supplied by Moto-Netix, will be allowed. Part numbers:

LEFT FRONT 706204785

RIGHT FRONT 706204786

LEFT REAR 706004830

RIGHT REAR 706004831

- The original OEM dampers must be retained but valving may be changed. Only different size shims and number will be allowed.
- Suspension springs are free. Only one damper and spring per wheel is allowed.
- All the suspension mounting points on the chassis must remain in the standard position, but may be reinforced.
- The adjustment of the springs and/or dampers from the cockpit is forbidden. It must only be possible when the car is stationary and only with the use of tools. The damper adjustment device must be situated on the damper or its gas reservoir.
- Any connections between dampers are forbidden. Closed loop control systems – electric, pneumatic or hydraulic that result in interconnecting front to rear or left to right, or adjust spring and damping parameters, or adjust ride height on the move, are not allowed.

- Steering gearbox standard, or from a catalogue of commercially available competition parts, but must bolt on to the chassis in the standard position. The power-steering OEM principle must stay standard as well as the mechanism.
- Only one antiroll bar per axle is permitted. The adjustment of the antiroll bars from the cockpit is forbidden. The antiroll bar system must be exclusively mechanical, with no activation or deactivation possible. Any connections between front and rear antiroll bars are forbidden. The diameter of the antiroll bars is free. Anti-roll bars may be removed.

12.8.2.7 **Wheels and tyres**

- The maximum rim diameter is 15 inches, the maximum inflated tire diameter is 32 inches (840 mm).
- The wheels do not have to be of the same diameter. Motorcycles wheels are not allowed.
- Rims may be made out of aluminium or steel. Wheel spacers are not allowed. Central wheel nuts are not allowed.
- The use of any system on board for inflating / deflating the tires when the car is in motion is not allowed.
- The vehicle must be able to carry two full-sized spare wheels but may race with one only. Position of spare wheels is free, but must have sturdy mountings.

12.8.2.8 **Chassis**

- Standard production chassis of the vehicle is to be retained.
- Chassis may be reinforced, but no part of the original chassis rails and cross members may be removed from the floor structure.
- Mounting points for roll cage, fuel tanks and other items may be added.
- Roll cage shall be fitted to comply as a minimum with MSA GCR 239.
- Seats and safety harnesses shall be fitted to comply with the SA Rally-Raid Championship SSR's Part 2: art 9&10.
- A sturdy protection must be fitted over the front propshaft under the floor in the tunnel to protect the feet and legs of driver and navigator in the event of propshaft failure or crash. A steel tube, diameter larger than the propshaft, wall thickness 2,5 mm minimum, can be cut in half along the centreline and attached to the chassis tubes front and rear. Front attachment at the front carrier bearing and rear attachment at the rear carrier bearing or a chassis tube behind the seat backs. Alternatively rings fabricated out of 30 x 5 steel flat bar can be used. Cut the rings in half and add ears to bolt the two halves together. Attach the front ring at just behind the front carrier bearing and the rear ring to the chassis behind the seat backs. The two universal joints must be outside the protection. Only the propshaft tube inside. Split the rings to fit the propshaft. Refer also FIA App J Art 286.5.13

12.8.2.9 **Body**

- Standard production body of the vehicle is to be retained. Cut-outs may be made to fit the safety cage and allowed modifications. No aerodynamic aids will be allowed, unless it is fitted as standard on the showroom floor of the specific model.
- A safety glass windscreen may be fitted by fabricating a sturdy frame to fit the windscreen securely.
- An airduct may be fitted to the roof to allow cooling air for the engine radiators. The windscreen must carry a stamp of approval from an official homologation authority.

12.8.2.10 **Fuel System**

- The fuel system shall retain the standard basic layout of the production vehicle but may be modified whilst complying with GCR 257.
- Two additional fuel tanks may be fitted to increase the fuel capacity to 130 litre maximum, which should allow 220 race km without refueling. The additional fuel tanks shall be fitted under the two seats, each fitted with a lift pump to feed fuel separately to the standard Can-Am fuel tank. The lift pumps shall be regulated to switch off when the standard tank is full to prevent overflowing through the breather. The lift pumps shall be connected via the ignition switch, each with its own switch, fuse and relay.
- The fuel tanks to be fabricated using 3mm thick 5000 or 6000 series aluminium. Welding to be done by a certified aluminium welder.
- The fuel tanks shall be mounted with the lowest part of the tank not lower than 10mm from the underside of the chassis tubes. The fuel tanks must have a minimum of 10mm clearance between tank

and any part of the chassis surrounding it. Cars with fuel tanks not complying will have to be modified.

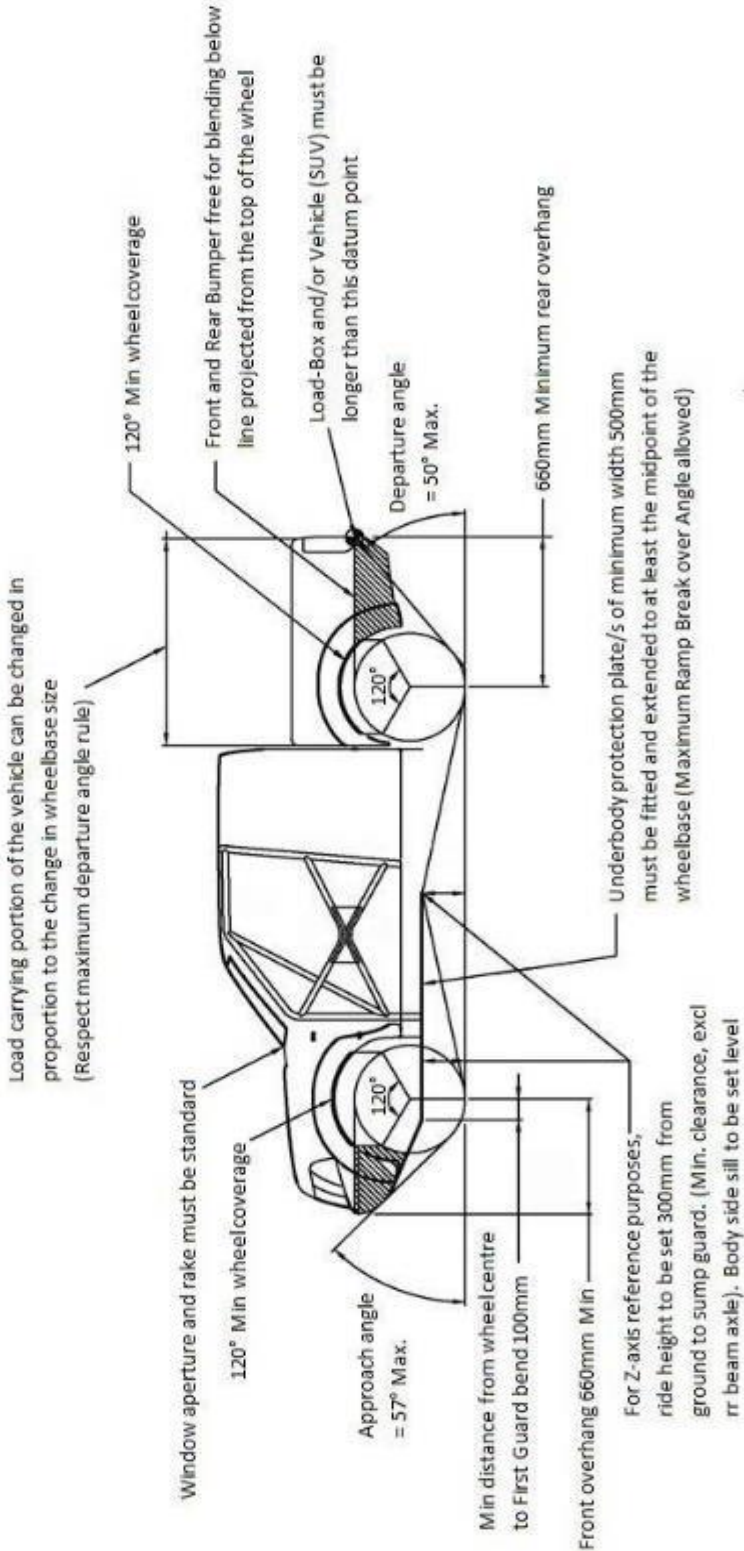
- The tanks shall be properly tied down by two 50mm x 2mm steel straps with two M8 x 8.8 bolts each side of the strap. The tanks may alternatively be mounted by weld-on brackets if steel strap mounting is not feasible. At least 4 mounting brackets are required, using M8 x 8.8 bolts. Rubber bushes may be mounted in-between to absorb vibration and chassis flexing.
- The complete area underneath the tanks from the pedal box to the rear of the tanks and full width to be covered by 3mm Hardox 450 steel sheet (www.ssab.co.za) or equivalent. The protection plates to be bolted by M8 x 8.8 bolts suitably spaced. Drain holes to be made in the four corners of the plate to allow spilt fuel to drain from the floor. The standard Can-Am heavy duty (10 mm thick) composite floor protection plate may also be used, unmodified. The area between the tank and the floor plate must be completely filled with a sheet of Sondor closed cell Neoprene 25. The fuel tank may not be in direct contact with the floor plate or chassis anywhere at any time.
- The fuel filler/s must be inside the safety cage envelope, not to be touched by the ground surface when the vehicle is lying on its side. The filler/s must be as far away as possible from the crew, and also not near the engine. There may be no holes in the filler caps and the cap seals must be fuel tight.
- The fuel tank breather/s, including the standard plastic tank to be routed from the top of the highest fuel tank to under the roof, across to the opposite side of the car, and then down to below the bottom of the lowest tank. All the way inside the safety cage for protection.
- The filling of tanks with a fire retardant agent, eg. ATL SF 103 or similar, will be encouraged.
- Only braided steel hoses with matching screw fittings will be allowed to convey fuel and oil through the passenger compartment. Hose clamp fittings will not be allowed. All fuel hoses to be properly tied in place to prevent pinching and chafing.
- The standard unmodified Can-Am bulkhead engine cover, fastened, including all inspection covers, as per Can-Am service instructions, shall at all times be fitted in the crew
- compartment behind the seats to provide engine compartment fire protection for the crew. No additional air inlet duct or inspection hatches will be allowed.
- The fuel tanks and ancillaries shall be mounted securely in terms of safety to the satisfaction of the SA Rally-Raid Technical Delegate.

12.8.2.11 Auxiliaries

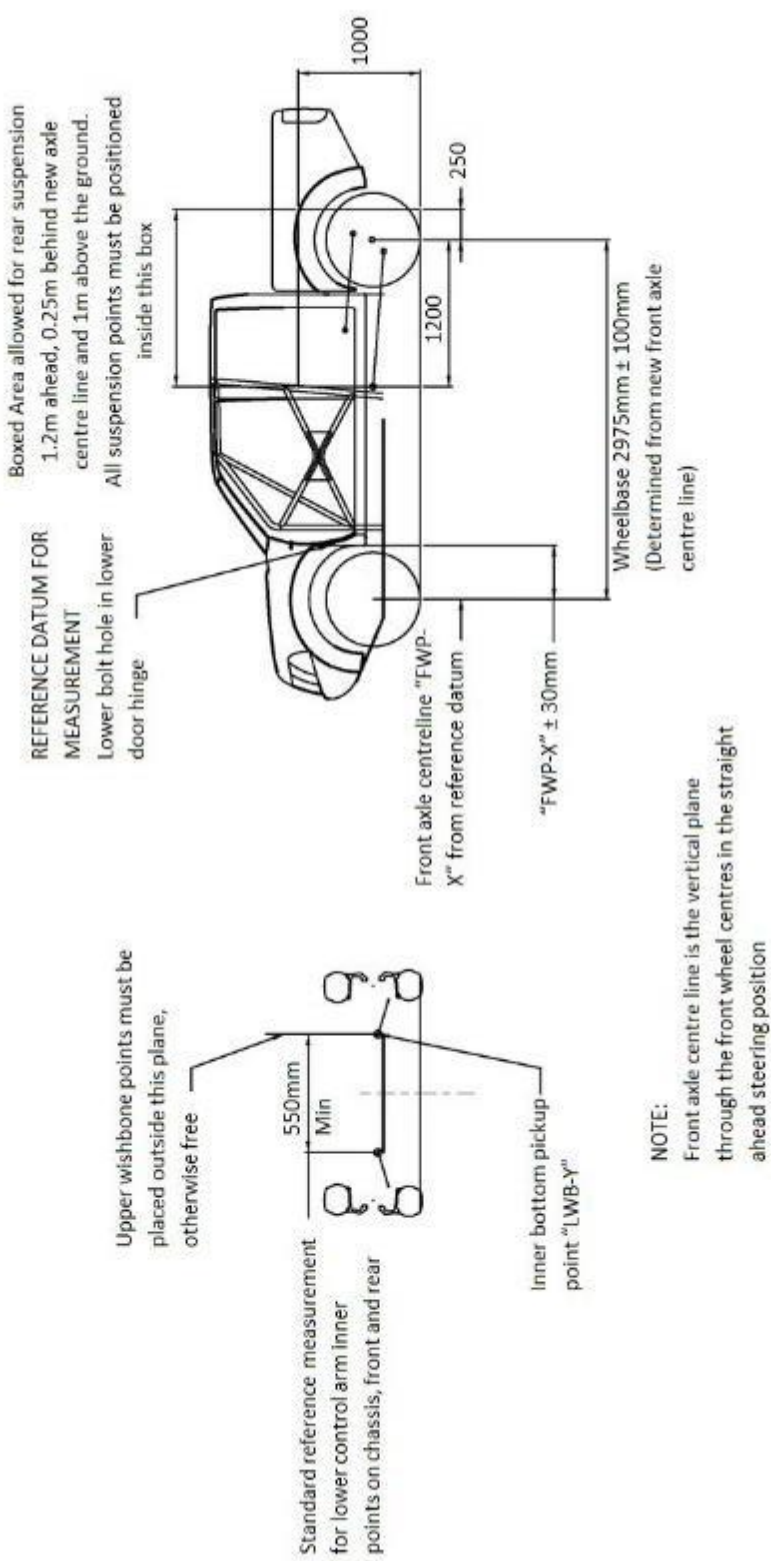
- All vehicles shall be fitted with a Garmin GPS and RallySafe complying with the SA Rally-Raid Championship SSR's Part 1: 300 [x] in its entirety.
- All vehicles shall display competition numbers complying with the SACCS SSR's Part 1: 301 [iii] and art 12.6.1.9
- All vehicles shall carry emergency equipment as per SA Rally-Raid Championship SSR's Part 1: 300 [viii] and [ix] and 301 [iv] to the satisfaction of the Medical Officer.
- All vehicles shall have window nets, mirrors and cutters to comply with SA Rally-Raid Championship SSR's Part 2: art 5 to the satisfaction of the SA Rally-Raid Championship Technical Delegate.
- All vehicles shall have batteries, lighting and electrical to comply with the SA Rally-Raid Championship SSR's Part 2: art 8 to the satisfaction of the SA Rally-Raid Technical Delegate.
- Fire extinguishers: The SA Rally-Raid Championship SSR's Part 2: art 6 is mandatory. Only the equipment as specified will be acceptable.

Addendum 1
Bodywork

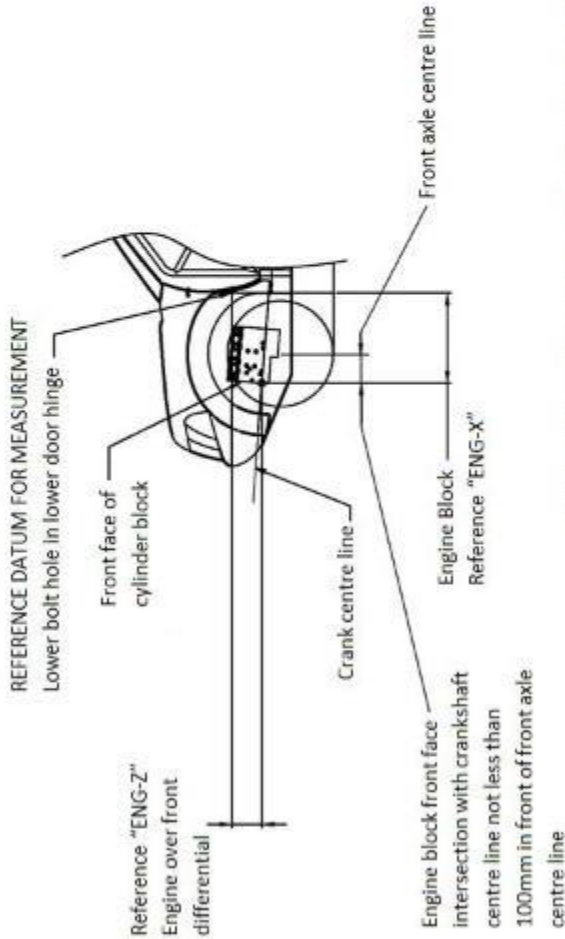
Silhouette formula – Only change to silhouette where specified



Addendum 2
Suspension



Addendum 3 Engine Position



MASTER DIMENSIONS TABLE	
VEHICLE MAKE	
VEHICLE MODEL	
VEHICLE MANUFACTURE YEAR	
ENGINE MAKE AND MODEL	
ENGINE: X	
ENGINE: Z	
FRONT WHEEL POSITION: "FWP-X"	
LOWER WISHBONE POSITION: "LWB-Y"	
WHEELBASE	
FRONT OVERHANG	
REAR OVERHANG	

Relative to the original engine specified the following applies:
 (Reference is the fitted engine mounted as original)
 Note 1: Engine may be rotated around the crank axis $\pm 5^\circ$
 Note 2: Engine may be moved left or right to facilitate fitment
 Note 3: The height of the rear of the engine is free

Addendum 4

SARR SSR Part 2 Art 14 Addendum 4

SARR 102 OCTANE, CONTROL FUEL, ORDER PROCEDURE

1. Purpose:

A procedure to order the optional Amtec 102 octane control fuel for class T1+ vehicles competing in the MSA SARR Championship.

2. Supplier:

The only supplier of the 102 octane fuel will be Amtec Lubricants – 92 Sandsteen Street, Pendale, Randvaal, 1961.

The transactions will be directly between the Teams and Amtec.

The fuel will be supplied in 210 litre sealed steel drums.

The drums will have individual serial numbers for identification.

The drums will be delivered in bulk by Amtec truck, not tanker, on the Thursday of the event at the DSP.

SARR and Teams to co-ordinate the provision of handling equipment to off-load 20 to 30 drums of fuel in the DSP.

Teams to convey to own pit. No handling equipment, no off-load.

3. Fuel order process:

The fuel order must be placed directly with Amtec by the individual Teams.

Contact no/ e-mail:

(016) 365 6479 / (016) 365 6472

sales@amteclubricants.co.za / accounts@amteclubricants.co.za

Bank details:

ABSA BANKSTANDARD BANKFNB

Account No: 4050 843 406Account No: 0223 97000Account No: 623 368 90133

Branch: VereenigingBranch: VereenigingBranch: Vereeniging

Branch Code: 630 137Branch Code: 014 637Branch Code: 250 337

The order must be placed no later than the Monday, one and a half weeks before the race, and paid in full. No official order or late order, and no proof of payment at Amtec, no fuel.

A list of drum serial numbers per Team will be supplied

4. Costs:

The price of the fuel may vary, depending on exchange rate. VAT not included in quoted price.

The delivery cost will vary from event to event depending on kilometres and litres.

The costs will be communicated via a 102 Octane Fuel Bulletin issued by SARRC before events when necessary.

5. General:

The drums have fuel batch test certificates linked to the drum serial numbers confirming the fuel specification. No additives whatsoever will be allowed in the fuel.

Fuel samples may be taken at events by the SARR TC for comparison to the fuel as supplied.

Empty drums to be removed from the DSP after the race by the Teams. Refer event SR 32 and SSR Part 1 art 316 [iv]