




2022 EP REGIONAL DRAG RACING CHAMPIONSHIP


CLASS DESCRIPTION	COMPETITOR NAME & SURNAME	VEHICLE	MSA LICENCE NUMBER	RACE NO	Driver Regional Championship Points by Class	Regional Championship Class Position	Round 1 26-Feb-22	Round 2 23-Apr-22	Round 3 4-Jun-22	Round 4 30 Jul-22	Round 5 17 Sept-22	Round 6 05-Nov-22	Round 7 10-Dec-22
SF - Any car with an ET > 13.999 seconds	Gary Share	ISUZU - BAKKIE	33980	77	40	1	10	10	10		10		
CE - Any car with an ET between 10.000 - 10.499 seconds	Kuvenderen Govender	AUDI - S3 8V	19221	249	50	1			10	10	10	10	10
	Christo Engelbrecht	HONDA - CRX	7724	42	9	2			9				
SE - Any car with an ET between 11.000 - 11.499 seconds	Christo Engelbrecht	TOYOTA - TAZZ	7724	420	10	1	10						
	Udo De Beurges	AUDI - RSQ3	16616	252	9	2	9						
MSB - Any bike with an ET between 9.000 - 9.999 seconds	Dhiroshan Moodley	BMW - S1000RR	21985	22	20	1	10						10
SS - Any car with an ET between 12.000 - 12.999 seconds	Dhiroshan Moodley	Jaguar - F TYPE R DYNAMIC	21985	224	10	1				10			
CC - Any car with an ET < 9.000 seconds	Hermann Mostert	NISSAN - 1400	08114	236	50	1	10		10		10	10	10
	Viswanathan Williams	NISSAN - SKYLINE GTR	07737	150	36	2			9		9	9	9
MO - Any bike with an ET < 9.000 seconds	Stephen Lottering	Kawasaki - 2015	071399738	132	20	1				10	10		
PS - Any car with an ET between 10.500 - 10.999 seconds	Christo Engelbrecht	HONDA - CRX	7724	42	40	1		10			10	10	10
	Kuvenderen Govender	AUDI - S3 8V	19221	249	10	2	10						
	Udo De Beurges	AUDI - RSQ3	16616	252	9	3		9					





2022 AMSC CLUB DRAG RACING CHAMPIONSHIP

CLASS DESCRIPTION	COMPETITOR NAME & SURNAME	VEHICLE	MSA LICENCE NUMBER	RACE NO	Driver Club Championship Points by Class	Club Championship Class Position	Round 1 26-Feb-22	Round 2 23-Apr-22	Round 3 4-Jun-22	Round 4 30-Jul-22	Round 5 Sept-22	Round 6 05-Nov-22	Round 7 10-Dec-22
SF - Any car with an ET > 13.999 seconds	Riaaz Surtie	NISSAN - SENTRA	27432	184	53	1	8	9	8		9	10	9
	Gary Share	ISUZU - BAKKIE	33980	77	34	2	7	10	9		8		
	Ramano Lewack	VW - MK1 GOLF	15985	95	29	3					10	9	10
	Cheston Pilcher	NISSAN - SENTRA	7753	230	10	4	10						
	George Mauritz Du Preez	Mazda - RX8	25936	161	10	4			10				
	Angelo Van Sensie	VW - VELOCITY GOLF	28429	358	9	5	9						
MSS - Any bike with an ET > 10.000 seconds	Alan Beaton	SUZUKI - HIYABUSA	32455	445	10	1		10					
SD - Any car with an ET between 13.000 - 13.999 seconds	Moegamat Wafqi Lillah	NISSAN - SR20	30492	183	56	1	9	10	8	9	10		10
	Kevin Isaacs	OPEL - CORSA B	14098	283	20	2	10			10			
	Cheston Pilcher	Nissan - Sentra	7753	3	19	3					9	10	
	Angelo Van Sensie	VW - VELOCITY GOLF	28429	328	18	4		8	10				
	George Mauritz Du Preez	Mazda - RX8	25936	161	16	5				7		9	
	Niethaam Surtie	NISSAN - SABRE	20321	255	16	5	7		9				
	Ramano Lewack	VW - MK1 GOLF	15985	95	15	6	8	7					
	George Mauritz Du Preez	Nissan - 200SX	25936	164	9	7							9
	Niethaam Surtie	NISSAN - SABRE	20321	97	9	7		9					
	Niethaam Surtie	NISSAN - SABRE	20321	310	8	8							8
	Riaaz Surtie	NISSAN - SENTRA	27432	184	8	8				8			
	CE - Any car with an ET between 10.000 - 10.499 seconds	Nazeem Sirkhotte	BMW - E36	7690	12	56	1	10	10	9	9		9
Kuvenderen Govender		AUDI - S3 8V	19221	249	50	2			10	10	10	10	10
Christo Engelbrecht		HONDA - CRX	7724	42	8	3			8				
MS - Any car with an ET between 11.500 - 11.999 seconds	Shabier Laher	BMW - E30	30005	408	28	1	8			10			10
	Usharlin Cuppuswami	Mercedes Benz - C63S	28613	206	10	2			10				
	Usharlin Cuppuswami	DATSUN - GX	28613	350	10	2	10						
	Ashraf Rangasamy	VW - GOLF	7692	27	9	3	9						
SE - Any car with an ET between 11.000 - 11.499 seconds	Naseem Ahmed	BMW - E36	16088	51	30	1				10	10		10
	Christo Engelbrecht	TOYOTA - TAZZ	7724	420	10	2	10						
	Udo De Beurges	AUDI - RSQ3	16616	252	9	3	9						
	Gordon Nicholson	Audi - R8	8029	49	9	3				9			
MSB - Any bike with an ET between 9.000 - 9.999 seconds	Dhiroshan Moodley	BMW - S1000RR	21985	22	20	1	10						10
	Alan Beaton	SUZUKI - HIYABUSA	32455	445	19	2	9		10				
	Johannes Francios De Lange	SUZUKI - GSXR1000	24712	409	10	3				10			
	Reaud Hossain	NISSAN - SABRE	28364	323	58	1	10	9	9		10	10	10
SS - Any car with an ET between 12.000 - 12.999 seconds	Kevin Isaacs	OPEL - CORSA B	14098	283	34	2		7			9	9	9
	Charl Petrus	VW - GOLF	24713	47	29	3		8	8		6	7	
	Angelo Van Sensie	VW - VELOCITY GOLF	28429	328	26	4				10	8		8
	Cheston Pilcher	NISSAN - SENTRA	7753	23	20	5		10	10				
	Niethaam Surtie	NISSAN - SABRE	20321	255	15	6					7	8	
	Dhiroshan Moodley	Jaguar - F TYPE R DYNAMIC	21985	224	9	7				9			
	Charl Petrus	VW - GOLF	24713	417	9	7	9						
CC - Any car with an ET < 9.000 seconds	Hermann Mostert	NISSAN - 1400	08114	236	50	1	10		10		10	10	10
	Viswanathan Williams	NISSAN - SKYLINE GTR	07737	150	36	2			9		9	9	9
CA - Any car with an ET between 9.000 - 9.499 seconds	Dean Bosman	Mazda - RX7	11797	85	20	1			10			10	
	Glen Leonie	Nissan LDV - 13B Rotary	07330	29	10	2		10					
MO - Any bike with an ET < 9.000 seconds	Johannes Francios De Lange	SUZUKI - GSXR1000	24712	409	20	1					10		10
	Keith Moonsamy	BMW - S1000RR	10758	100	19	2	10						9
	Stephen Lottering	Kawasaki - 2015	0/E99973897	132	19	2				10	9		
	Johannes Francios De Lange	Kawasaki - Z14	24712	39	10	3			10				
PS - Any car with an ET between 10.500 - 10.999 seconds	Christo Engelbrecht	HONDA - CRX	7724	42	40	1		10			10	10	10
	Paresh Williams	MERCEDES - C63	07764	69	37	2	9		10		9	9	
	Kuvenderen Govender	AUDI - S3 8V	19221	249	10	3	10						
	Udo De Beurges	AUDI - RSQ3	16616	252	9	4		9					

 2022 AMSC CLUB DRAG RACING CHAMPIONSHIP RANKING - CARS - FINAL					
Class	COMPETITOR NAME & SURNAME	Race #	MSA Licence Number	Total Driver Club Championship Points	Club Championship Position
SS - Any car with an ET between 12.000 - 12.999 seconds	Reaud Hossain	323	28364	58	1
CE - Any car with an ET between 10.000 - 10.499 seconds	Nazeem Sirkhotte	12	7690	56	2
SD - Any car with an ET between 13.000 - 13.999 seconds	Moegamat Wafiqi Lillah	183	30492	56	2
SF - Any car with an ET > 13.999 seconds	Riaaz Surtie	184	27432	53	3
CC - Any car with an ET < 9.000 seconds	Hermann Mostert	236	08114	50	4
CE - Any car with an ET between 10.000 - 10.499 seconds	Kuvenderen Govender	249	19221	50	4
PS - Any car with an ET between 10.500 - 10.999 seconds	Christo Engelbrecht	42	7724	40	5
PS - Any car with an ET between 10.500 - 10.999 seconds	Paresh Williams	69	07764	37	6
CC - Any car with an ET < 9.000 seconds	Viswanathan Williams	150	07737	36	7
SS - Any car with an ET between 12.000 - 12.999 seconds	Kevin Isaacs	283	14098	34	8
SF - Any car with an ET > 13.999 seconds	Gary Share	77	33980	34	8
SE - Any car with an ET between 11.000 - 11.499 seconds	Naseem Ahmed	51	16088	30	9
SF - Any car with an ET > 13.999 seconds	Ramano Lewack	95	15985	29	10
SS - Any car with an ET between 12.000 - 12.999 seconds	Charl Petrus	47	24713	29	10
MS - Any car with an ET between 11.500 - 11.999 seconds	Shabier Laher	408	30005	28	11
SS - Any car with an ET between 12.000 - 12.999 seconds	Angelo Van Sensie	328	28429	26	12
SS - Any car with an ET between 12.000 - 12.999 seconds	Cheston Pilcher	23	7753	24	13
SD - Any car with an ET between 13.000 - 13.999 seconds	Kevin Isaacs	283	14098	20	14
CA - Any car with an ET between 9.000 - 9.499 seconds	Dean Bosman	85	11797	20	14
SD - Any car with an ET between 13.000 - 13.999 seconds	Cheston Pilcher	3	7753	20	14
SD - Any car with an ET between 13.000 - 13.999 seconds	Angelo Van Sensie	328	28429	19	15
SD - Any car with an ET between 13.000 - 13.999 seconds	George Mauritz Du Preez	161	25936	18	16
SD - Any car with an ET between 13.000 - 13.999 seconds	Niethaam Surtie	255	20321	16	17
SD - Any car with an ET between 13.000 - 13.999 seconds	Ramano Lewack	95	15985	15	18
SS - Any car with an ET between 12.000 - 12.999 seconds	Niethaam Surtie	255	20321	15	18
SE - Any car with an ET between 11.000 - 11.499 seconds	Christo Engelbrecht	420	7724	10	19
SF - Any car with an ET > 13.999 seconds	George Mauritz Du Preez	161	25936	10	19
MS - Any car with an ET between 11.500 - 11.999 seconds	Usharlin Cuppuswami	206	28613	10	19
PS - Any car with an ET between 10.500 - 10.999 seconds	Kuvenderen Govender	249	19221	10	19
SF - Any car with an ET > 13.999 seconds	Cheston Pilcher	230	7753	10	19
MS - Any car with an ET between 11.500 - 11.999 seconds	Usharlin Cuppuswami	350	28613	10	19
CA - Any car with an ET between 9.000 - 9.499 seconds	Glen Leonie	29	07330	10	19
SF - Any car with an ET > 13.999 seconds	Angelo Van Sensie	358	28429	9	20
PS - Any car with an ET between 10.500 - 10.999 seconds	Udo De Beurges	252	16616	9	20
SS - Any car with an ET between 12.000 - 12.999 seconds	Dhirosan Moodley	224	21985	9	20
SE - Any car with an ET between 11.000 - 11.499 seconds	Udo De Beurges	252	16616	9	20
SS - Any car with an ET between 12.000 - 12.999 seconds	Charl Petrus	417	24713	9	20
SE - Any car with an ET between 11.000 - 11.499 seconds	Gordon Nicholson	49	8029	9	20
MS - Any car with an ET between 11.500 - 11.999 seconds	Ashraf Rangasamy	27	7692	9	20
SD - Any car with an ET between 13.000 - 13.999 seconds	Niethaam Surtie	97	20321	9	20
SD - Any car with an ET between 13.000 - 13.999 seconds	George Mauritz Du Preez	164	25936	9	20
SD - Any car with an ET between 13.000 - 13.999 seconds	Niethaam Surtie	310	20321	8	21
CE - Any car with an ET between 10.000 - 10.499 seconds	Christo Engelbrecht	42	7724	8	21

 2022 EP REGIONAL DRAG RACING CHAMPIONSHIP RANKING - CARS - FINAL					
Class	COMPETITOR NAME & SURNAME	Race #	MSA Licence Number	Total Driver Regional Championship Points	Regional Championship Position
CC - Any car with an ET < 9.000 seconds	Kuvenderen Govender	249	19221	50	1
CC - Any car with an ET < 9.000 seconds	Hermann Mostert	236	08114	50	1
SF - Any car with an ET > 13.999 seconds	Gary Share	77	33980	40	2
PS - Any car with an ET between 10.500 - 10.999 seconds	Christo Engelbrecht	42	7724	40	2
CC - Any car with an ET < 9.000 seconds	Viswanathan Williams	150	07737	36	3
PS - Any car with an ET between 10.500 - 10.999 seconds	Dhirosan Moodley	224	21985	10	4
SE - Any car with an ET between 11.000 - 11.499 seconds	Christo Engelbrecht	420	7724	10	4
PS - Any car with an ET between 10.500 - 10.999 seconds	Kuvenderen Govender	249	19221	10	4
PS - Any car with an ET between 10.500 - 10.999 seconds	Udo De Beurges	252	16616	9	5
CC - Any car with an ET < 9.000 seconds	Christo Engelbrecht	42	7724	9	5
SE - Any car with an ET between 11.000 - 11.499 seconds	Udo De Beurges	252	16616	9	5

 2022 AMSC CLUB DRAG RACING CHAMPIONSHIP RANKING - BIKES - FINAL					
Class	COMPETITOR NAME & SURNAME	Race #	MSA Licence Number	Total Driver Club Championship Points	Club Championship Position
MO - Any bike with an ET < 9.000 seconds	Johannes Franscios De Lange	409	24712	20	1
MSB - Any bike with an ET between 9.000 - 9.999 seconds	Dhiroshan Moodley	22	21985	20	1
MO - Any bike with an ET < 9.000 seconds	Stephen Lottering	132	0/E99973897	19	2
MSB - Any bike with an ET between 9.000 - 9.999 seconds	Alan Beaton	445	32455	19	2
MO - Any bike with an ET < 9.000 seconds	Keith Moonsamy	100	10758	19	2
MO - Any bike with an ET < 9.000 seconds	Johannes Franscios De Lange	39	24712	10	3
MSS - Any bike with an ET > 10.000 seconds	Alan Beaton	445	32455	10	3
MSB - Any bike with an ET between 9.000 - 9.999 seconds	Johannes Franscios De Lange	409	24712	10	3

 2022 EP REGIONAL DRAG RACING CHAMPIONSHIP RANKING - BIKES - FINAL					
Class	COMPETITOR NAME & SURNAME	Race #	MSA Licence Number	Total Driver Regional Championship Points	Regional Championship Position
MO - Any bike with an ET < 9.000 seconds	Stephen Lottering	132	0/E99973897	20	1
MSB - Any bike with an ET between 9.000 - 9.999 seconds	Dhiroshan Moodley	22	21985	20	1